Press for T.D

Datasheet

R02/000/MD/PF/L11A

Description

Metal Faced Wall Access Panel, Non fire rated, Metal Door, 25mm wide Picture Frame, Budget Lock, Single Door Unit, Powder Coated RAL 9010 30% Gloss.

PRODUCT TYPE	FIRE RATING	SMOKE TESTED	DOOR TYPE	FRAME TYPE	MASTER LOCK TYPE	SECONDARY LOCK TYPE	NUMBER OF DOOR LEAVES	AIRTIGHT RATED	ACOUSTIC RATED
	N/A	N/A				N/A	1D	N/A	N/A

Section Drawing Height (H)

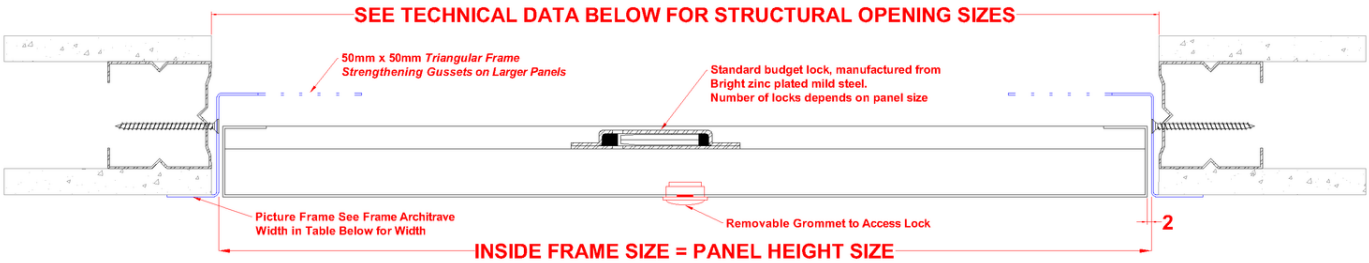

Section Drawing Width (W)

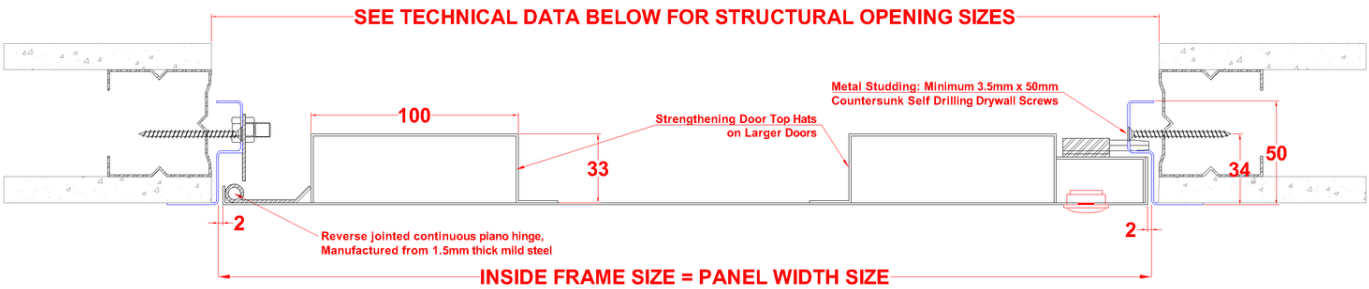

Indicative Product Images (Colour and door handing may differ from that shown)



Technical Data	
Wall or Ceiling or Both (Dual)	Wall
Fire Rating	• No Rating
Size range: Minimum to maximum (H × W mm). Fire Rated Panels: See assessed maximum panel sizes for allowable increases.	150x150mm up to 1200x1000mm
Smoke Tested	No Rating
Airtightness Tested	No Rating
Acoustic Tested	No Rating
Corrosion class C1, C2, C3, C4	C1 - Very Low: Exterior: Not suitable for outdoor use. Interior: Heated buildings with clean atmospheres, e.g. offices, shops, schools, hotels.
General Wall Types	• Most wall types as long as there are sufficiently robust locations to fix the frame to take the weight of the Door & Frame
Ceiling Types	• Not Suitable for a Ceiling Application
Frame Fixing Types	• Metal Studding: Minimum 3.5mm x 50mm Countersunk Self Drilling Drywall Screws
Frame Fixing Hole Distance back from the Face of the Panel	• 34mm
Structural Opening Size	• Panel Height Size + 7mm x Panel Width Size + 7mm
Panel Size Formula H x Wmm	Overall Back of Frame Size
Clear opening size through the installed panel with the door leaf open at 90 degrees	• Panel Height - 150mm x Panel Width - 130mm when Frame Strengthening Gussets are Included in the Frame
Composition / Manufacturing	
Quality Category	Premium Range
Product Design Category	Standard Product
Ironmongery Details	• Standard budget lock manufactured from Bright zinc plated mild steel • Continuous steel Piano Hinge
Lock Security Level	Grade 1 – Low Security
Frame Architrave Width (e.g. Picture / Beaded Frame)	• 25mm
Frame Steel Thickness	1.2mm
Door Steel Thickness	0.9mm
Door & Frame Material Grade	• Frame: Zintec Steel to BS EN 10152 : 2017 DC01 + ZE 25/25 • Door Leaf: Zintec Steel to BS EN 10152 : 2017 DC01 + ZE 25/25
Frame Depth	50mm
Board Infill Type	• None
Door Insulation Type	• None
Seal Type	• 8mm x 4mm Self Adhesive Light Grey PU Draught Foam Strip • Sealed to Door Lock Edge Only
Paint Type	• Polyester Powder Coated • RAL 9010 30% Gloss Pure white

Installation Guide

1) Open the door, remove the piano hinge nuts & washers, and lift the door out of the frame.

2) Place the frame in the aperture, ensuring it's 7mm larger than the panel size.

3) Fix the frame into the aperture using all fixing holes, ensuring it is square and flush with the wall.

4) Refit the door by placing the hinge over the hinge studs, even the gap out between the door and frame then tighten nuts & washers in place then close the door to check the door does not clash with the frame.

5) Lock the door with the key, ensuring it is flush with the frame.

Independent bracing or support may be needed for the Access Panels weight.