Press for T.D

Datasheet

R06/000/PD/BF/L11A/50DF

Description

Plasterboard Faced Dual Purpose Access Panel, Non fire rated, Plasterboard Door, Beaded Frame, Budget Lock, Single Door Unit, 50mm Deep Frame, Powder Coated RAL 9010 30% Gloss.

PRODUCT TYPE	FIRE RATING	SMOKE TESTED	DOOR TYPE	FRAME TYPE	MASTER LOCK TYPE	SECONDARY LOCK TYPE	NUMBER OF DOOR LEAVES	AIRTIGHT RATED	ACOUSTIC RATED
	N/A	N/A				N/A	1D	N/A	N/A

Section Drawing Height (H)

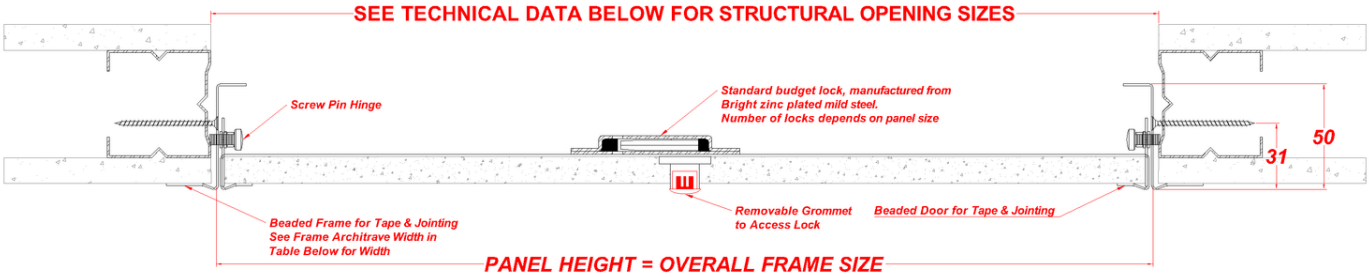

Section Drawing Width (W)

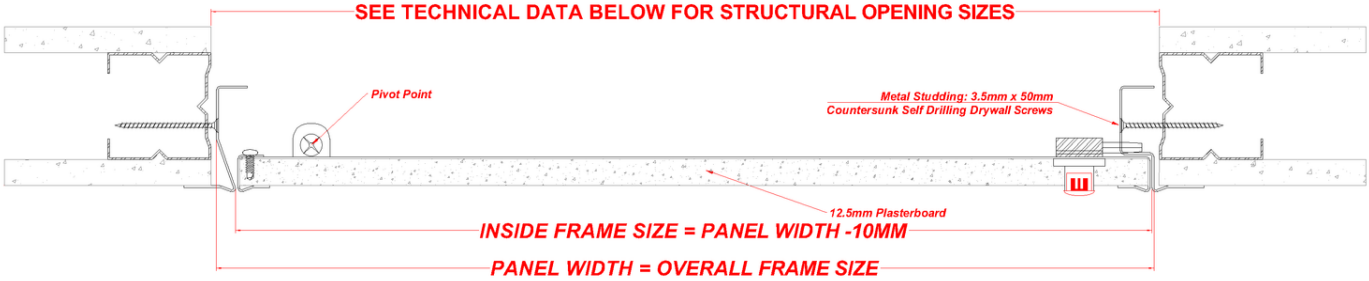

Indicative Product Images (Colour and door handing may differ from that shown)



Technical Data	
Wall or Ceiling or Both (Dual)	Dual
Fire Rating	• No Rating
Size range: Minimum to maximum (H × W mm). Fire Rated Panels: See assessed maximum panel sizes for allowable increases.	150x150mm up to 600x600mm
Smoke Tested	No Rating
Airtightness Tested	No Rating
Acoustic Tested	No Rating
Corrosion class C1, C2, C3, C4	C1 - Very Low: Exterior: Not suitable for outdoor use. Interior: Heated buildings with clean atmospheres, e.g. offices, shops, schools, hotels.
General Wall Types	• Plasterboard clad partitions
Ceiling Types	• Plasterboard clad ceilings
Frame Fixing Types	• Metal Studding: Minimum 3.5mm x 50mm Countersunk Self Drilling Drywall Screws
Frame Fixing Hole Distance back from the Face of the Panel	• 31mm
Structural Opening Size	• Panel Height Size + 7mm x Panel Width Size + 7mm
Panel Size Formula H x Wmm	Overall Back of Frame Size
Clear opening size through the installed panel with the door leaf open at 90 degrees	• Panel Height - 50mm x Panel Width - 75mm
Composition / Manufacturing	
Quality Category	Mid Range
Product Design Category	Bespoke / Special Configuration Product
Ironmongery Details	• Standard budget lock manufactured from Bright zinc plated mild steel • Screw Pin Hinge, manufactured from Bright Zinc Plated (BZP) steel
Lock Security Level	Grade 1 – Low Security
Frame Architrave Width (e.g. Picture / Beaded Frame)	• 25mm
Frame Steel Thickness	0.9mm
Door Steel Thickness	0.9mm
Door & Frame Material Grade	• Frame: Zintec Steel to BS EN 10152 : 2017 DC01 + ZE 25/25 • Door Leaf: Zintec Steel to BS EN 10152 : 2017 DC01 + ZE 25/25
Frame Depth	50mm
Board Infill Type	• 12.5mm Thick Standard Plasterboard
Door Insulation Type	• None
Seal Type	• None
Paint Type	• Polyester Powder Coated • RAL 9010 30% Gloss Pure white

Installation Guide

1) Open the door, release the hinge bolts, and lift the door out of the frame.

2) Position the frame in the aperture, ensuring the opening is 7 mm larger than the panel size. Mark the hinge pin locations.

3) Remove the frame and drill the clearance holes at the marked positions.

4) Fix the frame into the aperture using all fixing points, ensuring it is square and flush with the ceiling / wall

5) Refit the door by tightening up the hinge bolts back in position and closing the door.

6) Lock the door with the key, ensuring it sits flush within the frame.

Independent support may be needed for the Access Panels weight.

Before applying the plaster skim coat, apply joint filler and scrim tape over the junction between the beaded frame and the beaded door plasterboard to prevent cracking.