Press for T.D

Datasheet

FF/060/PD/BF/BL

Description

Plasterboard Faced Dual Purpose Access Panel, Supplied with the Patented FlipFix Fitting Device, 1 Hour fire rated, Plasterboard Door, Beaded Frame, Budget Lock, Single Door Unit, Powder Coated RAL 9010 30% Gloss.
Get your panel installed in as little as 5 minutes. Just flip and fix. Say goodbye to wood, screws and glue!

PRODUCT TYPE	FIRE RATING	SMOKE TESTED	DOOR TYPE	FRAME TYPE	MASTER LOCK TYPE	SECONDARY LOCK TYPE	NUMBER OF DOOR LEAVES	AIRTIGHT RATED	ACOUSTIC RATED
	1hr	N/A				N/A	1D	N/A	N/A

Section Drawing Height (H)

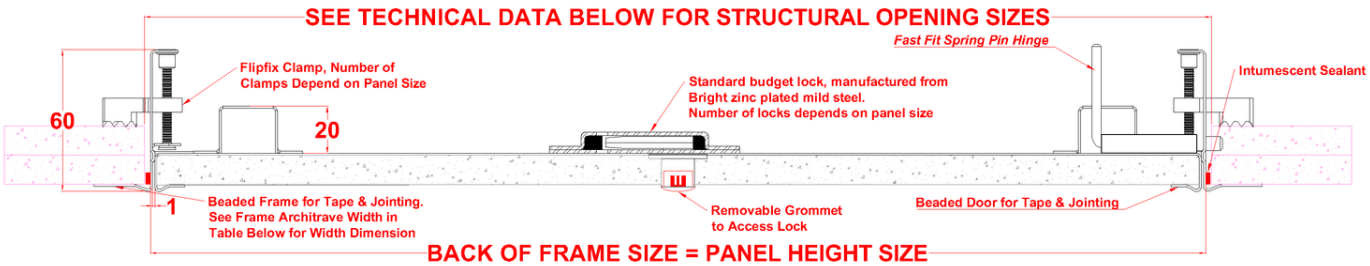

Section Drawing Width (W)



Indicative Product Images (Colour and door handing may differ from that shown)







Technical Data

Wall or Ceiling or Both (Dual)	Dual
Fire Rating	• 1 Hour Fire Rated
Fire Test Standard	• BS EN 1364-2: 2018 • BS EN 1634-1: 2014+A1:2018
Fire Performance Rating	• Integrity (E)
Fire Tested Side	• Wall application Face (Room Side / opening towards the fire risk side)

	• Ceiling application Face (Room Side / opening down towards the fire risk side)
Fire Tested Size H x W mm	600x600mm
Assessed Maximum Panel Sizes	No increase permitted
Size range: Minimum to maximum (H × W mm). Fire Rated Panels: See assessed maximum panel sizes for allowable increases.	150x150mm up to 600x600mm
Smoke Tested	No Rating
Airtightness Tested	No Rating
Acoustic Tested	No Rating
Corrosion class C1, C2, C3, C4	C1 - Very Low: Exterior: Not suitable for outdoor use. Interior: Heated buildings with clean atmospheres, e.g. offices, shops, schools, hotels.
Important Safety Notice	• FlipFix access panels are for inspection purposes only. They should not be climbed through & used to support body weight.
Flexible Wall Types	• Other rated wall constructions, not listed below, may also be acceptable, subject to expert advice from a qualified fire consultant • Board clad walls, utilising 2No layers of 10mm thick Glasroc F Multiboard • 2no layers of 12.5mm thick Gyproc Fireline to the face & rear of the partition. • Walls must be supported by fire resistance test evidence confirming they remain in place and intact for at least 60 minutes.
Rigid Wall Types	• Currently not Covered
Shaftwall Types	• Currently not Covered
Mixed Construction Wall Types	• Currently not Covered • Walls must be supported by fire resistance test evidence confirming they remain in place and intact for at least 90 minutes.
Ceiling Types	• Other rated ceiling constructions, not listed below, may also be acceptable, subject to expert advice from a qualified fire consultant • Plasterboard clad non-loadbearing suspended ceilings, utilising 2No 12.5mm Type F boards (as defined within EN520). • Board clad non-loadbearing suspended ceilings, utilising 2No layers of 10mm thick Glasroc F Multiboard.
Frame Fixing Types	• Clamped in place with the FlipFix Clamps. The FlipFix device covers boards from 12.5mm to 32mm.
Permitted Gaps Between the Rear of the Frame and the Structural Opening	• 2.5mm Height x 2.5mm Width
Permitted Sealants	• Mann McGowan Pyromas A • Sealant that has been previously fire tested to BS 476: Part 20 or Part 22: 1987 or BS EN 1363-1: 1999 or BS EN 1634-1
Structural Opening Size	• Panel Height Size + 5mm x Panel Width Size + 5mm
Panel Size Formula H x Wmm	Overall Back of Frame Size
Clear opening size through the installed panel with the door leaf open at 90 degrees	• Panel Height - 50mm x Panel Width - 75mm
Composition / Manufacturing	
Quality Category	Mid Range
Product Design Category	Standard Product
Ironmongery Details	• Standard budget lock manufactured from Bright zinc plated mild steel • Fast Fit Spring Pin Pivot Hinge manufactured from electroplated steel • Screw Pin Hinge, manufactured from Bright Zinc Plated (BZP) steel • Steel FlipFix fixing device, manufactured from Hot Galvanised Dipped Forged Steel

Lock Security Level	Grade 1 – Low Security
Frame Architrave Width (e.g. Picture / Beaded Frame)	• 25mm
Frame Steel Thickness	0.9mm
Door Steel Thickness	0.9mm
Door & Frame Material Grade	• Frame: Zintec Steel to BS EN 10152 : 2017 DC01 + ZE 25/25 • Door Leaf: Zintec Steel to BS EN 10152 : 2017 DC01 + ZE 25/25
Frame Depth	60mm
Board Infill Type	• 12.5mm Thick GTEC Universal Board
Door Insulation Type	• None
Seal Type	• None
Paint Type	• Polyester Powder Coated • RAL 9010 30% Gloss Pure white

Installation Guide

1) To fit the panel, cut the plasterboard to the structural opening size required ensuring the aperture is 5mm larger than the panel size.

2) Apply Intumescent Sealant to the rear of the Beaded Frame on the frame jamb before installation.

3) Place the frame in the aperture, no need to remove the door from the frame.

4) Make sure you set your drill to a low torque setting before the next step.

5) Proceed to screw the FlipFix device in place until it grips on to the rear of the plasterboard securely.

6) If the door has been removed from the frame, refit the door by tightening up the hinge bolts back in position and closing the door.

7) Lock the door with the key, ensuring it is flush with the frame. Sit back and relax, you've just saved yourself 20 minutes.

Independent support may be needed for the Access Panels weight.

Before applying the plaster skim coat, apply joint filler and scrim tape over the junction between the beaded frame and the beaded door plasterboard to prevent cracking.