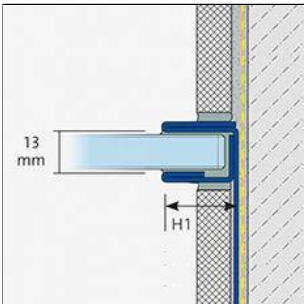




SHOWER-GK GLAS WALL

Profile For Glass Mounting On The Wall



TECHNICAL DIMENSIONS AND PRODUCT VARIANTS

Material	Stainless Steel (304)
Surface	tactile coated, brushed
Colour	natural, concrete grey (RAL 0006500), white matt (RAL 9003), black matt (RAL 9005), sand (RAL 0808005)
Length	220 cm
Height b	19
Width mm	13 mm
height 2	20

PRODUCT VARIANTS

Ident	Height b	Surface	Colour	Length
GKGW 190-SF/220	19	brushed	natural	220 cm
GKGW 190-11/220	19	tactile coated	black matt (RAL 9005)	220 cm
GKGW 190-65/220	19	tactile coated	concrete grey (RAL 0006500)	220 cm
GKGW 190-80/220	19	tactile coated	sand (RAL 0808005)	220 cm
GKGW 190-12/220	19	tactile coated	white matt (RAL 9003)	220 cm