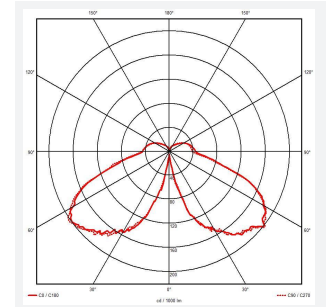
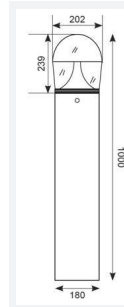




Taurus Bollard

Taurus Bollard 1000mm Photocell Self-Test
Code: ATAUB/1/PC/SM3

Application	Commercial, Education, Healthcare, Hospitality, Industrial, Outdoor, Retail
Specification	Performance



PRODUCT FEATURES

- Robust die-cast aluminium bollard with a textured graphite finish suitable for education, commercial and hospitality outdoor applications
- High efficiency upto 100lm/w
- Innovative base plate design allows greater installation flexibility
- Integral emergency option
- CCT selectable between 3000K and 4000K and power selectable; offering a choice of 3 outputs, in one luminaire
- Die-cast aluminium head with polycarbonate lens
- Supplied c/w root mounting kit
- Integral PIR option

GENERAL INFORMATION	
Wattage	10W-24W
Lumens Delivered	1100lm - 2600lm (4000K)
Lm/W	110lm/W (4000K)
Beam Angle	140
CRI	80
CCT	3000/4000K
Input	220-240V
Operating Temp	0°C - 50°C
SDCM	5
Product Weight without Packaging	7.43 kg

TECHNICAL INFORMATION	
Light Source	LED
Colour / Finish	Anthracite
IP Rating	IP65
Class Protection	1
Internal / External	External
Surface / Recessed / Suspended	Floor, Surface
Lumen Depreciation	L80 72,000h
Warranty (Years)	5
CE Mark	Yes
Diameter	180 mm
Height	1,000 mm

