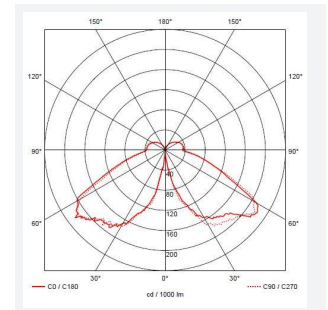
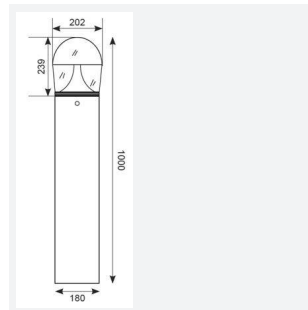






Taurus

Taurus Bollard 1000mm Emergency
Code: ATALEDDB/1000/M3

Category	Bollards
Application	Commercial, Education, Healthcare, Hospitality, Outdoor, Retail
Specification	Performance



- Robust die-cast aluminium bollard with a textured graphite finish suitable for education, commercial and hospitality applications
- Integral emergency option
- Non-dimmable

- Die-cast aluminium head with polycarbonate lens
- Supplied c/w root mounting kit
- Powered by Philips

GENERAL INFORMATION	
Wattage	25W
Lumens Delivered	2400lm
Lm/W	96lm/W
Beam Angle	130
CRI	80
CCT	4000K
Input	220-240V
Operating Temp	0°C - 50°C
SDCM	5
Product Weight without Packaging	8.205 kg

TECHNICAL INFORMATION	
Light Source	LED
Colour / Finish	Graphite
IP Rating	IP66
Class Protection	1
Internal / External	External
Surface / Recessed / Suspended	Floor
Lumen Depreciation	L70 44,000h
Warranty (Years)	5
CE Mark	Yes
Height	1,000 mm

