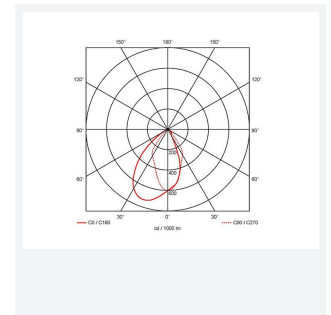
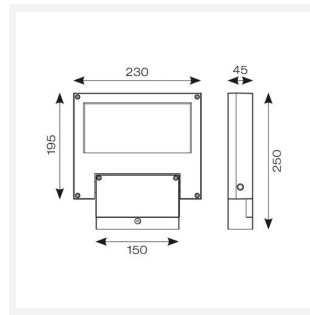






Spirit Symmetrical

Spirit LED Symmetrical Projector 3000K
Code: ASPPLED/SYM/WW

Category	Feature Lighting
Application	Hospitality, Outdoor, Residential, Retail
Specification	Architectural



PRODUCT FEATURES

- High performance LED projector light suitable for commercial applications
- Non-dimmable
- External application examples:- Communal and residential gardens, ideal for illuminating landscapes providing a sufficient floodlight effect
- Die-cast aluminium construction with textured graphite finish
- Internal application examples:- Historical buildings, churches and hotel lobbies. Ideal at improving atmosphere and brightening indoor spaces
- Powered by Tridonic

GENERAL INFORMATION

Wattage	25
Lumens Delivered	2000lm
Lm/W	83lm/W
Beam Angle	65
CRI	80
CCT	3000K
Input	220/240V
Operating Temp	0°C - 25°C
SDCM	3
Energy efficiency class	E
Product Weight without Packaging	2.081 kg

TECHNICAL INFORMATION

Light Source	LED
Colour / Finish	Graphite
IP Rating	IP66
Class Protection	1
Internal / External	External
Surface / Recessed / Suspended	Floor, Wall
Warranty (Years)	5
CE Mark	Yes
Height	45 mm

