




Category	Commercial Panels
Application	Ancillary, Commercial, Education, Healthcare, Industrial, Retail
Specification	Performance

# Pace 1200x300

Pace Backlit 1200x300 Panel Cool White

Code: APACLED1/30/CW



## PRODUCT FEATURES

- Backlit LED panel suitable for education, commercial and ancillary area applications
- UGR<19 (unified glare rating) compliant luminaire assisting to eliminate glare for visual comfort
- Dimmable and OCTO options available
- Switch Dim, DALI and 0-10V dimming capability using the multi dimmable driver accessories ADDIM/30/MC
- Slimline design allows for installation into shallow ceiling voids
- Cool white, warm white and daylight options
- TPa as standard
- Self-Test Panel Pod and Sensor Pod compatible

## GENERAL INFORMATION

Wattage	27W
Lumens Delivered	3400lm
Lm/W	125lm/W
Beam Angle	80
CRI	80
CCT	4000K
Input	220-240V
Operating Temp	-10°C - 40°C
SDCM	3
UGR	19
Cut-Out Size	285x1185mm
Product Weight without Packaging	2.023 kg

## TECHNICAL INFORMATION

Light Source	LED
Colour / Finish	White
IP Rating	IP44
Class Protection	2
Internal / External	Internal
Surface / Recessed / Suspended	Ceiling, Recessed, Suspended
Lumen Depreciation	L80 54,000h
Warranty (Years)	5
CE Mark	Yes
Height	34 mm
Accessories	AIRMLD/POD/3NM/ST, AIRMLD/POD/MWS, APACLED/SK, AERMLD/30/SMF, APRK/30

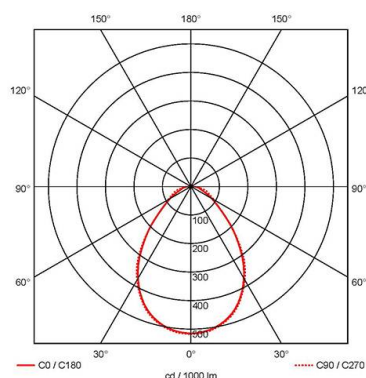



Category	Commercial Panels
Application	Ancillary, Commercial, Education, Healthcare, Industrial, Retail
Specification	Performance

# Pace 1200x300

Pace Backlit 1200x300 Panel Cool White

Code: APACLED1/30/CW



## ACCESSORIES

APOD/1/3NM/DA	Panel Pod PRO DALI
ASMF120/1	Surface Mounting Frame 1200x600
APRK/120	1200x600 Plasterboard Recessed Kit
ADDIM/50/MC	Multi-current Dimmable Driver 50W
AIRMLD/POD/3NM/ST	Panel Pod Self-Test Emergency
AIRMLD/POD/MWS	Panel Pod Sensor

