

@ansell_lighting



ansellighting



Ansell Lighting

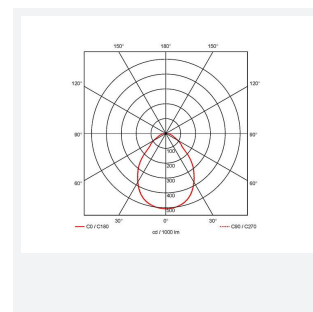




ansell_lighting

Pace 1200x600

Pace Backlit 1200x600 Panel Daylight Switch Dim
Code: APACLED1/120/DL/DD1

Category	Commercial Panels
Application	Ancillary, Commercial, Education, Healthcare, Industrial, Retail
Specification	Performance



PRODUCT FEATURES

- Backlit LED panel suitable for education, commercial and ancillary area applications
- UGR<19 (unified glare rating) compliant luminaire assisting to eliminate glare for visual comfort
- Self-Test Panel Pod and Sensor Pod compatible
- TPa as standard
- Slimline design allows for installation into shallow ceiling voids
- Cool white, warm white and daylight options
- Dimmable and OCTO options available
- Powered by Tridonic

GENERAL INFORMATION

Wattage	46W
Lumens Delivered	5500lm
Lm/W	120lm/W
Beam Angle	80
CRI	80
CCT	6500K
Input	220-240V
Operating Temp	-10°C - 40°C
SDCM	3
UGR	17
Cut-Out Size	585x1185mm
Product Weight without Packaging	5.6 kg

TECHNICAL INFORMATION

Light Source	LED
Colour / Finish	White
IP Rating	IP44
Class Protection	2
Internal / External	Internal
Surface / Recessed / Suspended	Ceiling, Recessed
Lumen Depreciation	L80 54,000h
Warranty (Years)	5
CE Mark	Yes
Height	35 mm

