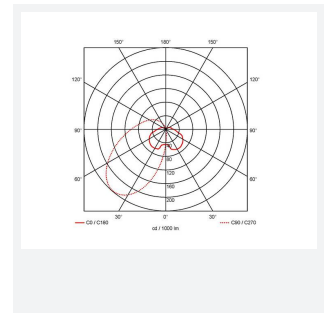
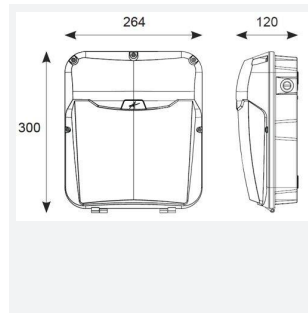





# Lynx

## Lynx Wallpack Microwave Sensor Emergency Code: ALWPLED/MWS/M3/PC

Category	Bulkheads
Application	Commercial, Education, Healthcare, Hospitality, Industrial, Outdoor, Residential, Retail
Specification	Performance



### PRODUCT FEATURES

- Robust wall mounted luminaire for general accent illumination and suitable for education, commercial, industrial applications
- Die-cast aluminium body with vandal resistant polycarbonate Fresnel lens diffuser
- Multiple conduit entry and BESA box fixing points
- Integral emergency option provides downward illumination with a beam angle of 60°
- Tamper-proof allen key screws supplied as standard
- Photocell and sensor options

GENERAL INFORMATION	
Wattage	29W
Lumens Delivered	2000lm
Lm/W	71lm/W
Beam Angle	25/75
CRI	80
CCT	4000K
Input	220/240V
Operating Temp	0°C - 25°C
SDCM	6
Product Weight without Packaging	2.289 kg

TECHNICAL INFORMATION	
Light Source	LED
Colour / Finish	Black
IP Rating	IP65
Class Protection	1
Internal / External	External
Surface / Recessed / Suspended	Wall
Lumen Depreciation	L70 60,000h
Warranty (Years)	5
CE Mark	Yes
Height	300 mm

