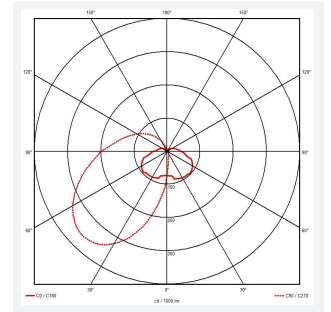
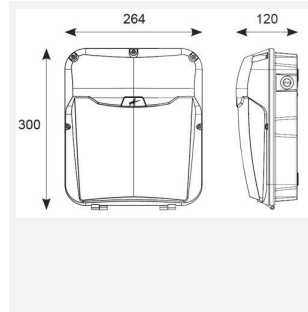



Lynx

Application	Commercial, Healthcare, Industrial, Outdoor, Retail
Specification	Performance

Lynx Wallpack Switch Dim Code: ALWP/1/DD1



PRODUCT FEATURES

- Robust wall mounted luminaire for general accent illumination and suitable for education, commercial, industrial applications
- Power and CCT selectable; offering a choice of 2 outputs and 2 colour temperature options, in one luminaire
- Tamper-proof allen key screws supplied as standard
- Photocell and sensor options
- Integral emergency option provides downward illumination with a beam angle of 60°
- Die-cast aluminium body with vandal resistant polycarbonate Fresnel lens diffuser
- Multiple conduit entry and BESA box fixing points

GENERAL INFORMATION	
Wattage	18W-30W
Lumens Delivered	1400lm - 2200lm (4000K)
Lm/W	75lm/W (4000K)
Beam Angle	70
CRI	80
CCT	3000/4000K
Input	220/240V
Operating Temp	-10°C to 40°C

TECHNICAL INFORMATION	
Light Source	LED
Colour / Finish	Black
IP Rating	IP65
Class Protection	1
Internal / External	External
Surface / Recessed / Suspended	Wall
Warranty (Years)	5
CE Mark	Yes

