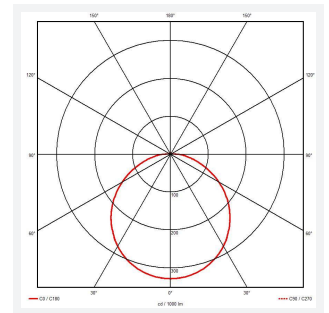
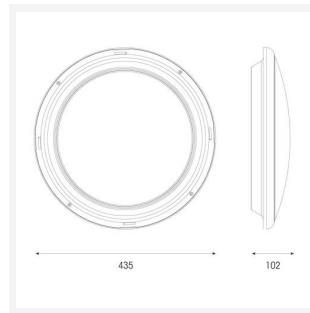




Luna

Luna Multi Wattage CCT Switch Dim
Code: ALUN/1/DD1

| | |
|---------------|---|
| Category | Bulkheads |
| Application | Ancillary, Commercial, Education, Hospitality, Retail |
| Specification | Performance |



- Polycarbonate wall/ceiling bulkhead with adjustable power and light output option suitable for education and commercial applications.
- White body finish with 4 different bezel finish accessory options including; white, chrome, satin chrome and black
- Clip in diffuser, bezel and gear tray for a tool-less, simple and quick installation
- Power and CCT selectable; offering a choice of 2 outputs and 3 colour temperature options, in one luminaire
- High efficiency up to 150lm/W

GENERAL INFORMATION

| | |
|----------------------------------|-----------------|
| Wattage | 12W - 22W |
| Lumens Delivered | 1700lm - 3100lm |
| Lm/W | 140lm/W |
| Beam Angle | 115 |
| CRI | 80 |
| CCT | 3000/4000/5000K |
| Input | 220-240V |
| Operating Temp | -25°C to 50°C |
| SDCM | 3 |
| Product Weight without Packaging | 1.419 kg |

TECHNICAL INFORMATION

| | |
|--------------------------------|---------------|
| Light Source | LED |
| Colour / Finish | White |
| IP Rating | IP54 |
| Class Protection | 2 |
| Internal / External | Internal |
| Surface / Recessed / Suspended | Ceiling, Wall |
| Lumen Depreciation | L80 50,000h |
| Warranty (Years) | 5 |
| CE Mark | Yes |

