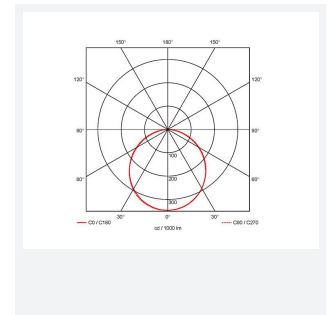
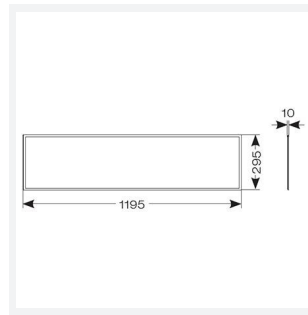





# Endurance 1200x300

Endurance TP(a) 1200x300 Panel Cool White  
Code: AERMLED2/30/CW

Category	Commercial Panels
Application	Ancillary, Commercial, Education, Healthcare, Retail
Specification	Performance



## PRODUCT FEATURES

- Edge lit LED panel suitable for education, commercial and ancillary area applications
- White anodised aluminium frame for visual compatibility with ceiling grid
- Switch Dim, DALI and 0-10V dimming capability using the multi dimmable driver accessories ADDIM/30/MC
- Cool white, warm white and daylight options
- Surface mounting frame option
- Self-Test Panel Pod and Sensor Pod compatible

GENERAL INFORMATION	
Wattage	31W
Lumens Delivered	3300lm
Lm/W	105lm/W
Beam Angle	110
CRI	80
CCT	4000K
Input	220/240V
Operating Temp	-20? to 40?
SDCM	6
UGR	21
Product Weight without Packaging	2.38 kg

TECHNICAL INFORMATION	
Light Source	LED
Colour / Finish	White
IP Rating	IP40
Class Protection	2
Internal / External	Internal
Surface / Recessed / Suspended	Ceiling, Recessed, Suspended
Lumen Depreciation	L80 76,000h
Warranty (Years)	5
CE Mark	Yes
Accessories	AERMLED/SK, AERMLED/30/SMF, APRK/30

