




Category	Commercial Panels
Application	Ancillary, Commercial, Education, Healthcare, Retail
Specification	Performance

Endurance 1200x600

Endurance TP(a) 1200x600 Panel Cool White

Code: AERMLED2/120/CW



PRODUCT FEATURES

- Edge lit LED panel suitable for education, commercial and ancillary area applications
- White anodised aluminium frame for visual compatibility with ceiling grid
- TPa as standard
- Self-Test Panel Pod and Sensor Pod compatible
- Cool white, warm white and daylight options
- Surface mounting frame option
- Switch Dim, DALI and 0-10V dimming capability using the multi dimmable driver accessories ADDIM/60/MC

GENERAL INFORMATION

Wattage	60W
Lumens Delivered	5400lm
Lm/W	88lm/W
Beam Angle	110
CRI	80
CCT	4000K
Input	220-240V
Operating Temp	-20? to 40?
SDCM	6
UGR	20
Product Weight without Packaging	4.75 kg

TECHNICAL INFORMATION

Light Source	LED
Colour / Finish	White
IP Rating	IP44
Class Protection	2
Internal / External	Internal
Surface / Recessed / Suspended	Recessed, Surface
Lumen Depreciation	L80 76,000h
Warranty (Years)	5
CE Mark	Yes
Accessories	AERMLED/120/SMF, APRK/120



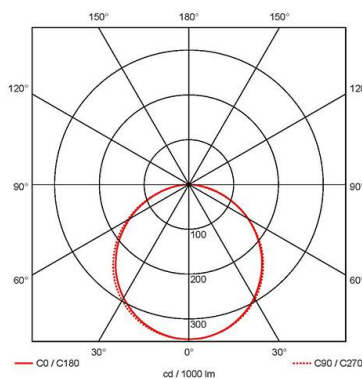



Category	Commercial Panels
Application	Ancillary, Commercial, Education, Healthcare, Retail
Specification	Performance

Endurance 1200x600

Endurance TP(a) 1200x600 Panel Cool White

Code: AERMLED2/120/CW



ACCESSORIES

APOD/1/3NM/DA	Panel Pod PRO DALI
ASMF120/1	Surface Mounting Frame 1200x600
APRK/120	1200x600 Plasterboard Recessed Kit
ADDIM/60/MC	Multi-current Dimmable Driver 60W
AIRMLED/POD/3NM/ST	Panel Pod Self-Test Emergency
AIRMLED/POD/MWS	Panel Pod Sensor