

@ansell\_lighting



ansellighting



Ansell Lighting




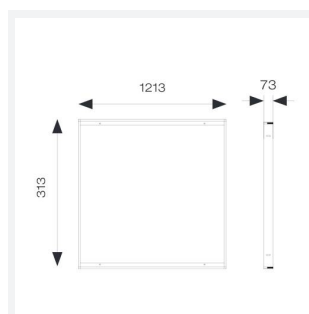

ansell\_lighting

# Surface Mounting Frames for LED Recessed Panels

1200x300 Surface Mounting Frame

Code: AERMLED/30/SMF

Category	Commercial Panels
Application	Ancillary, Commercial, Education, Healthcare, Retail
Specification	Performance



## PRODUCT FEATURES

- Only applicable for use with Endurance LED and Pace LED recessed panel ranges
- AERMLED/30/SMF for use with:- AERMLED2/30/\*\* and APACLED1/30/\*\*
- Only applicable for use with Endurance LED and Pace LED recessed panel ranges

## GENERAL INFORMATION

Product Weight without Packaging	1.406
----------------------------------	-------

## TECHNICAL INFORMATION

Colour / Finish	White
IP Rating	IP20
Internal / External	Internal
Surface / Recessed / Suspended	Ceiling

