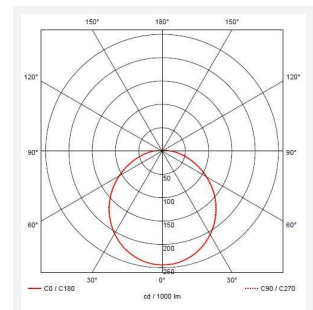
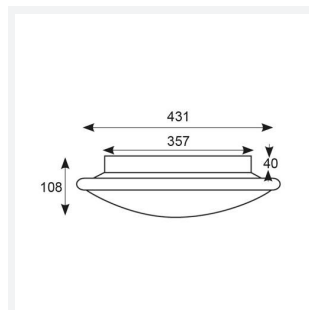






Eclipse

Eclipse MultiLED CCT Switch Dim DALI-Emergency
Code: AECLED/W/CCT/DD1/DM3

| | |
|---------------|---|
| Category | Bulkheads |
| Application | Ancillary, Commercial, Education, Healthcare, Hospitality, Retail |
| Specification | Performance |



PRODUCT FEATURES

- LED wall/ceiling luminaire with adjustable power and light output option suitable for education and commercial applications and ancillary areas
- Internal CCT selector switch allows the installer to choose the CCT between 3000K and 4000K
- Spun aluminium base with dished opal Visiluxe diffuser
- One product with integral driver dip-switch
- Corridor function options available for effective reduction in energy consumption
- BESA box fixing versatile mounting options

GENERAL INFORMATION

| | |
|----------------------------------|---------------------------|
| Wattage | 25W |
| Lumens Delivered | 1200lm - 2800lm (4000K) |
| Lm/W | 108lm/W - 114lm/W (4000K) |
| Beam Angle | 110 |
| CRI | 80 |
| CCT | 3000/4000K |
| Input | 220-240V |
| Operating Temp | 0°C - 25°C |
| SDCM | 6 |
| Product Weight without Packaging | 0.01 kg |

TECHNICAL INFORMATION

| | |
|--------------------------------|---------------|
| Light Source | LED |
| Colour / Finish | White |
| IP Rating | IP20 |
| Class Protection | 1 |
| Internal / External | Internal |
| Surface / Recessed / Suspended | Ceiling, Wall |
| Lumen Depreciation | L70 60,000h |
| Warranty (Years) | 5 |
| CE Mark | Yes |
| Diameter | 435 mm |

