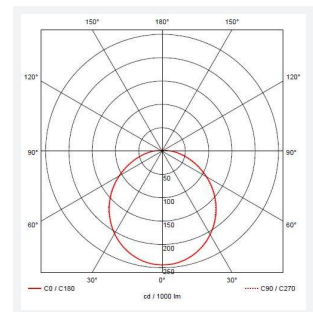
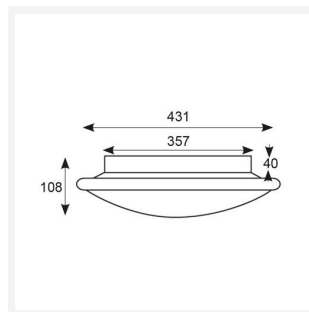




Eclipse

Eclipse MultiLED CCT Corridor Function
Code: AECLD/W/CCT/CF/M3

Category	Bulkheads
Application	Ancillary, Commercial, Education, Healthcare, Hospitality, Retail
Specification	Performance



PRODUCT FEATURES

- LED wall/ceiling luminaire with adjustable power and light output option suitable for education and commercial applications and ancillary areas
- Internal CCT selector switch allows the installer to choose the CCT between 3000K and 4000K
- Spun aluminium base with dished opal Visilux diffuser
- One product with integral driver dip-switch
- Corridor function options available for effective reduction in energy consumption
- BESA box fixing versatile mounting options

GENERAL INFORMATION

Wattage	25W
Lumens Delivered	1200lm - 2800lm (4000K)
Lm/W	108lm/W - 114lm/W (4000K)
Beam Angle	110
CRI	80
CCT	3000/4000K
Input	220-240V
Operating Temp	0°C - 25°C
SDCM	6
Product Weight without Packaging	1.969 kg

TECHNICAL INFORMATION

Light Source	LED
Colour / Finish	White
IP Rating	IP20
Class Protection	1
Internal / External	Internal
Surface / Recessed / Suspended	Ceiling, Wall
Lumen Depreciation	L70 60,000h
Warranty (Years)	5
CE Mark	Yes
Diameter	435 mm

