




# Disco EVO

## Disco EVO 2 Microwave Sensor Emergency Code: ADIS2/1/MWS/M3

|               |  |
|---------------|--|
| Category      | Bulkheads  |
| Application   | Ancillary, Commercial, Education, Healthcare, Hospitality, Residential, Retail |
| Specification | Performance  |

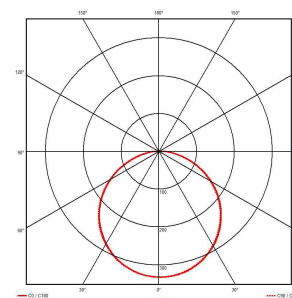
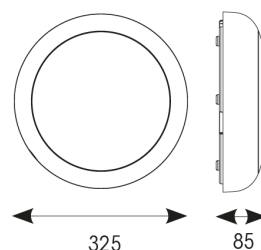
### Reinforced Base

Reinforced base with a pre-drilled back entry and grommet for enhanced durability and effortless installation



### Fast and Easy Install

Twist-on diffuser and 2-part design with push-fit terminals allow quick and easy installation



- Slim and modern bulkhead suitable for residential, commercial and industrial applications as well as ancillary areas
- All polycarbonate construction with opal diffuser and white trim ring with optional chrome, satin chrome or graphite trim ring accessories
- Gear tray located on the bezel, allowing the base to be installed and then the bezel connected, this coupled with 4x 20mm conduit entry points on base ensure a quick and simple installation
- Instant light output and unlimited switching
- High efficiency up to 145lm/W
- CCT selectable between 3000K, 4000K and 6500K and power selectable; offering a choice of 3 outputs, in one luminaire
- Two options of microwave sensor emergency

| GENERAL INFORMATION              |   |
|----------------------------------|---|
| Wattage                          | 10.5 - 18.5W                                  |
| Lumens Delivered                 | (4000K) 9W: 1200lm 12W: 1800lm 16W: 2300lm    |
| Lm/W                             | (4000K) 9W: 135lm/W 12W: 145lm/W 16W: 145lm/W |
| Beam Angle                       | 110   |
| CRI                              | 80  |
| CCT                              | 3000/4000/6500K                               |
| Input                            | 220-240V                                      |
| Operating Temp                   | 0°C - 40°C                                    |
| SDCM                             | 3   |
| UGR                              | 26  |
| Product Weight without Packaging | 1.085 kg                                      |

| TECHNICAL INFORMATION          |                     |
|--------------------------------|---------------------|
| Light Source                   | LED                 |
| Colour / Finish                | White               |
| IP Rating                      | IP65                |
| Class Protection               | 2                   |
| Internal / External            | Internal / External |
| Surface / Recessed / Suspended | Ceiling, Wall       |
| Lumen Depreciation             | L70 54,000h         |
| Warranty (Years)               | 7                   |
| CE Mark                        | Yes                 |
| Diameter                       | 325 mm              |
| Height                         | 85 mm               |

