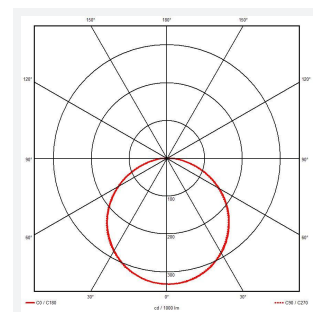
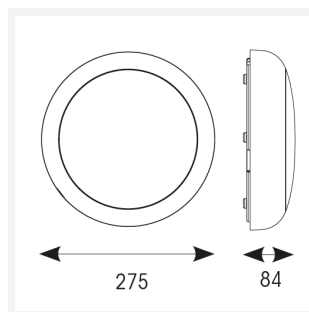






Category	Bulkheads
Application	Ancillary, Commercial, Education, Healthcare, Hospitality, Residential, Retail
Specification	Performance

Reinforced Base

Fast and Easy Install



- Slim and modern bulkhead suitable for residential, commercial and industrial applications as well as ancillary areas
- All polycarbonate construction with opal diffuser and white trim ring with optional chrome, satin chrome or graphite trim ring accessories
- Gear tray located on the bezel, allowing the base to be installed and then the bezel connected, this coupled with 4x 20mm conduit entry points on base ensure a quick and simple installation
- Instant light output and unlimited switching
- High efficiency up to 145lm/W
- CCT selectable between 3000K, 4000K and 6500K and power selectable; offering a choice of 3 outputs, in one luminaire
- Two options of microwave sensor emergency

Wattage	6 - 9.5W
Lumens Delivered	(4000K) 4W: 480lm 5W: 700lm 7W: 950lm
Lm/W	(4000K) 4W: 120lm/W 5W: 140lm/W 7W: 140lm/W
Beam Angle	110
CRI	80
CCT	3000/4000/6500K
Input	220-240V
Operating Temp	0°C - 40°C
SDCM	3
UGR	22
Product Weight without Packaging	0.845 kg

Light Source	LED
Colour / Finish	White
IP Rating	IP65
Class Protection	2
Internal / External	Internal / External
Surface / Recessed / Suspended	Ceiling, Wall
Lumen Depreciation	L70 54,000h
Warranty (Years)	7
CE Mark	Yes
Diameter	275 mm
Height	84 mm