

2.6W 2.6W

 Coastal protected

 Main voltage step light


WARRANTY

Warranty 7 years

FEATURES & BENEFITS

Installation tube included

Ideal for illuminating walls, steps and pathways



WL340

Asymmetric, straight to mains, brush finish step light





FEATURES

IP rating	IP65
IK rating	Other
CSP Switchable	Single CCT
LED Lifetime	L70 70,000h
Colour Rendering Index	CRI>80
Colour Consistency	SDCM3
Walk Over / Drive Over	Walk over

INSTALLATION INFORMATION

Input	220-240V AC
Maximum Ambient Temperature	35°C
Weight	1000g
Inrush Current	9A 0.8ms
Cut Out Size	80
Construction Material	Stainless steel (316)
UK Bathroom Zone	2
SELV	Yes
Electric Class (1, 2, 3)	I
Earth Leakage	0.1
Suitable for coastal areas	Yes

PHOTOMETRICS @ 25°C

Product code	Finish	Type	W	Colour	Beam	lm	lm/W	Lx @ 1m	Energy
WL340NW	Stainless steel		2.6W	4000K	50°	59	22	65	
WL340WW	Stainless steel	Brushed Steel	2.6W	3000K	50°	50	19	54	
WL340AB27	Antique brass	Antique Brass	2.6W	2700K	50°	49	19	52	
WL340ABWW	Antique brass	Antique Brass	2.6W	3000K	50°	50	19	54	

WIRING INFORMATION

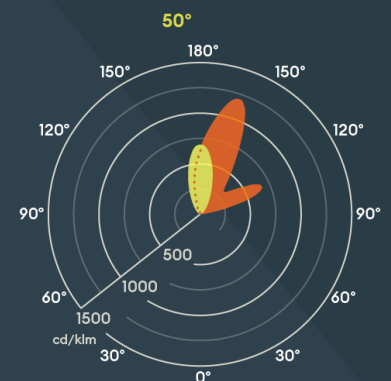
Cable / Flying Lead	1m (H05RN-F) rubberised cable (outside diameter: 7mm)
Type of Wiring Required	Parallel
Input Cable Type	(H05RN-F) rubberised (OD: 7mm)

LED DRIVER

Driver	Input	SELV	Dimming	Bathroom Zone
N/A (integrated SELV driver)	220-240V	Yes	No	2

ACCESSORIES

Installation Tube	For easy ground installation	Included
JB5	Gel filled waterproof connector	Sold Separately
WC 5-9	Quick release waterproof joint	Sold Separately



Ø98mm

