

 Colour temperature switchable, 3000K-4000K-6500K

 120lm/W Highly efficient up to 120 Llm/W ensures low running costs

 Quick and easy installation with plug & play connectors

Thea Lite CSP 200mm

Colour Switchable IP54 Downlight

Features

| | |
|------------------------|-------------------------------------|
| IP rating | IP54 (from below) IP20 (from above) |
| CSP Switchable | Switchable CCT |
| UGR | 25 |
| Sensor Option | On Request |
| Dimmable Option | Yes (DALI-2, 0-10V, PUSH-DIM) |
| LED Lifetime | L80 50,000h |
| Colour Rendering Index | CR>80 |
| Colour Consistency | SDCM6 |
| Emergency Option | Yes, using converter |

Installation Information

| | |
|-----------------------------|---|
| Input | 220-240V AC |
| Maximum Ambient Temperature | -20°C - 40°C |
| Weight | 0.655 |
| Insulation Coverable | No |
| Inrush Current | 2.5A 0.03ms |
| Cut Out Size | 200 |
| Construction Material | ADC12 Aluminium Housing, Polycarbonate+PET Diffuser, TP(a) Thermoplastic, Silicone Free |
| Electric Class (1, 2, 3) | 2 |
| Install Connector Type | Push-fit terminal, loop-in/loop-out |
| FR Building Regulations | Satisfait les essais au fil incandescent: 850°C |
| TP rating | TP(a) |
| Power Factor | 0.7 |





Guarantee

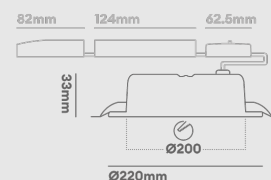
| | |
|------------------|---------|
| Warranty | 5 years |
| Battery Warranty | 3 years |

Features & benefits

- UGR25 compliant for comfortable lighting of washrooms, bathrooms, cloakrooms as well as general circulation and stairs
- IP54 protection against water splash from any direction
- Low 33mm product depth enables product to be used with small ceiling voids
- TP(a) Thermoplastic
- 850° Glow Wire Test

Photometrics @ 25°C

| Product Code | Finish | Type | Beam | W | Colour | lm | lm/W | EM lm | Energy |
|--------------|--------------------|---------------------------|------|-----|--------|------|------|-----------------|---|
| THL3X | White RAL9003 | DALI-2 / 0-10V / Push-Dim | 90° | 20W | 3000K | 2200 | 110 | See Accessories |  |
| | | | | | 4000K | 2400 | 120 | See Accessories | |
| | | | | | 6500K | 2400 | 120 | See Accessories | |
| THLB3T | Matt Black RAL9005 | Mains dimmable | 90° | 20W | 3000K | 2050 | 103 | See Accessories |  |
| | | | | | 4000K | 2250 | 113 | See Accessories | |
| | | | | | 6500K | 2250 | 113 | See Accessories | |
| THLB3X | Matt Black RAL9005 | DALI-2 / 0-10V / Push-Dim | 90° | 20W | 3000K | 2050 | 103 | See Accessories |  |
| | | | | | 4000K | 2250 | 113 | See Accessories | |
| | | | | | 6500K | 2250 | 113 | See Accessories | |
| THL3T | White RAL9003 | Mains dimmable | 90° | 20W | 3000K | 2200 | 110 | See Accessories |  |
| | | | | | 4000K | 2400 | 120 | See Accessories | |



| | | | | | |
|--|--|-------|------|-----|-----------|
| | | | | | es |
| | | | | | See |
| | | 6500K | 2400 | 120 | Accessori |
| | | | | | es |



Wiring Information

| | |
|-------------------------|-------------------------|
| Cable / Flying Lead | 0.75-1.5mm ² |
| Type of Wiring Required | Parallel |

Accessories

| | | |
|------------|--|-----------------|
| PS250600MA | Power supply, IP20, 13-29W, CC, 250-600mA, DALI-2, 1-10V, Push-Dim | Sold Separately |
| LEDEPI0 | Emergency converter, Self-test, 220lm | Sold Separately |
| LEDEP09DA | Emergency converter, DALI Addressable, 220lm | Sold Separately |
| EMRWMAN | Salvus Route White, Man-Test, 120lm(O) or 130lm(C) | Sold Separately |
| EMRWST | Salvus Route White, Self Test, 120lm(O) or 130lm(C) | Sold Separately |
| DL801MW | Cut-out converter plate for 20W only | Sold Separately |

Our colour switchable commercial downlight is ideal for any commercial installation. In schools, gymnasiums, hotels, and offices. Also, with its IP54 rating, it is equipped to be installed externally and internally. Other benefits include a plug-and-play connector for quick and easy installation and 120 lm/W, which provides high efficiency and low running costs for an energy-saving light solution.