

5.7W 5.7W

 Coastal protected

IP65 IP65 ideal for outdoor areas

SL220 MAINS VOLTAGE

Mains Voltage LED Spike light







FEATURES

IP rating	IP65
CSP Switchable	Single CCT
Tilttable (°)	90
Dimmable Option	No
LED Lifetime	L70 70,000h
Colour Rendering Index	CRI>80
Colour Consistency	SDCM3
Rotation angle (°)	Fixed

INSTALLATION INFORMATION

Input	220-240V AC
Maximum Ambient Temperature	55°C
	SL220AB: TBC, SL220BK:
Weight	714g, SL220SS: 1156g, SL220BZ: 694g
Inrush Current	0.07ms 5.2A
Construction Material	Aluminium
UK Bathroom Zone	N/A
SELV	Yes
Electric Class (1, 2, 3)	I
Earth Leakage	0.1
Suitable for coastal areas	Yes

PHOTOMETRICS @ 25°C

Product code	Finish	Type	W	Colour	Beam	lm	lm/W	Energy
SL220BZ22MS	Bronze	Mains	5.7W	2200K	12°	431	76	
SL220BZ27MS	Bronze	Mains	5.7W	2700K	12°	515	90	
SL220BZ30MS	Bronze	Mains	5.7W	3000K	12°	520	91	
SL220BZ40MS	Bronze	Mains	5.7W	4000K	12°	538	94	
SL220BZ22MF	Bronze	Mains	5.7W	2200K	40°	431	76	
SL220BZ27MF	Bronze	Mains	5.7W	2700K	40°	515	90	
SL220BZ30MF	Bronze	Mains	5.7W	3000K	40°	520	91	
SL220BZ40MF	Bronze	Mains	5.7W	4000K	40°	538	94	

Energy rating is a reflection of the LED light source.

WIRING INFORMATION

Cable / Flying Lead	3m H05RN-F rubberised cable (outside diameter: 6mm)
Type of Wiring Required	Parallel

ACCESSORIES

JB5	Gel filled waterproof connector	Sold Separately
GH220	Simple hood to reduce glare whilst maintaining a good light distribution	Sold Separately
GS220	Stylish, baffle-style snoot, perfect for creating a moonlighting effect	Sold Separately

WARRANTY

Warranty 7 years

FEATURES & BENEFITS

Tilttable for flexible lighting direction to help suit any installation

SDCM3 ensuring uniform light appearance and consistency

Single LED and lens combination for maximum efficiency and optimal light distribution

Choice of material finish to suit different styles

