

5.7W 5.7W

 Coastal protected

IP65 IP65 ideal for outdoor areas

WARRANTY

Warranty 7 years

FEATURES & BENEFITS

High efficacy of 93lm/W

Single LED and lens combination for maximum efficiency and optimal light distribution

Choice of material finish to suit different styles



SL220 MAINS

Mains voltage LED spike light











FEATURES

IP rating	IP65
CSP Switchable	Single CCT
Tilttable (°)	90
Dimmable Option	No
LED Lifetime	L70 70,000h
Colour Rendering Index	CRI>80
Colour Consistency	SDCM3
Rotation angle (°)	Fixed

INSTALLATION INFORMATION

Input	220-240V AC
Maximum Ambient Temperature	50°C
Weight	SL220B: 714g SL220C: 1280g SL220D: 1156g SL220Z: 694g
Inrush Current	60A 37ms
Construction Material	Anodised aluminium, stainless steel 316, copper
UK Bathroom Zone	N/A
SELV	Yes
Electric Class (1, 2, 3)	I
Earth Leakage	0.1
Suitable for coastal areas	Yes

PHOTOMETRICS @ 25°C

Product code	Finish	W	Colour	Beam	lm	lm/W	Lx @ 1m	Energy
SL220BWB30	Black anodised aluminium	5.7W	3000K	40°	520	91	1182	
SL220DWB30	Stainless steel 316	5.7W	3000K	40°	520	91	1182	
SL220ZWB30	Bronze anodised aluminium	5.7W	3000K	40°	520	91	1182	
SL220DWB27	Stainless steel 316	5.7W	2700K	40°	515	90	1171	
SL220ZWB27	Bronze anodised aluminium	5.7W	2700K	40°	515	90	1171	
SL220CWB27	Solid copper	5.7W	2700K	40°	515	90	1171	
SL220BNBM40	Black anodised aluminium	5.7W	4000K	12°	530	93	5659	
SL220BNBM30	Black anodised aluminium	5.7W	3000K	12°	520	91	5552	
SL220DNBM30	Stainless steel 316	5.7W	3000K	12°	520	91	5552	
SL220DNBM27	Stainless steel 316	5.7W	2700K	12°	515	90	5499	

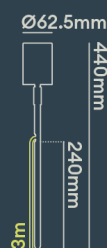
WIRING INFORMATION

Cable / Flying Lead	3m H05RN-F rubberised cable (outside diameter: 7mm)
Type of Wiring Required	Parallel
Input Cable Type	(H05RN-F) 3 CORE rubberised cable (OD: 7mm)
Output Cable Type	N/A

LED DRIVER

Driver	Input	SELV	Dimming	Bathroom Zone	Min	Max
N/A (integrated SELV driver)	220-240V	Yes	No	N/A	-	-

ACCESSORIES



JB5	Gel filled waterproof connector	Sold Separately
GH220	Simple hood to reduce glare whilst maintaining a good light distribution	Sold Separately
GS220	Stylish, baffle-style snoot, perfect for creating a moonlighting effect	Sold Separately



COLLINGWOOD
LIGHTING

LIGHTING INNOVATION

The SL220 emits light anywhere that the ground is soft enough to take its anodised aluminium spike. This spike light comes with a robust outdoor cable, a choice of LED colours and a 7-year extended warranty. The head tilts through 90° from vertical to horizontal for ultimate versatility. The narrow beam has more intense light and a further reach. This is perfect for creating accent effects such as highlighting a tree trunk as a vertical linear feature.