

 Colour switchable between 2700K, 3000K and 4000K

 Wattage switchable between 4.2W & 6W

 Switches allow you to choose options at installation

## H2 Lite CSP

### Features

IP rating	IP65 (from below) IP20 (from above)
CSP Switchable	Switchable CCT
Tilttable	No
Sensor Option	No
Dimmable Option	Yes (Mains)
LED Lifetime	L70 40,000h
Colour Rendering Index	CRI>80
Colour Consistency	SDCM4
Emergency Option	No
Rotation Angle	No

### Installation Information

Input	220-240V AC
Maximum Ambient Temperature	40°C
Weight	235g
Insulation Coverable	Rolled and blown insulation
Double Insulation	Yes
Inrush Current	1.8A 0.3ms
Cut Out Size	68-72
Construction Material	Mild steel / V0 rated plastic
UK Bathroom Zone	1
Maximum ceiling thickness	40 mm
SELV	No
Electric Class (1, 2, 3)	2
Suitable for coastal areas	No
Install Connector Type	2 part first fit connector
UK Building Regulations	Part B, C, E, P & L RE2020, EN 13141-1:2004, EN 1365-2:2014, EN ISO 10140-2/3:2010
FR Building Regulations	Solid Timber 30/60/90min, I-Joist 30min, Metal Web 30min
Part B Fire Rating	
Power Factor	0.85

### Guarantee

Warranty 7 years




### Features & benefits

- High efficacy of 124lm/W
- 2-part connector provides first fix wiring whilst the luminaire is detached from the connector, loop in loop out, quick maintenance should disconnection/reconnection be required
- Compatible with Click Flow CT100 series
- TRIAC Mains dimmable
- Fixed with 55 degree beam angle
- Compatible with H2 Twist and lock bezels
- When using a converter plate, the IP rating is not affected; however, the product is no longer fire-rated.

### Patent Information

GB2461935 GB2475649 GB2481542 EP2350527 NZ592254 HK1153907

### Photometrics @ 25°C

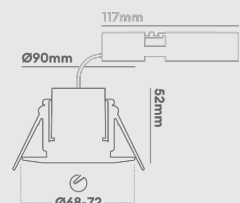
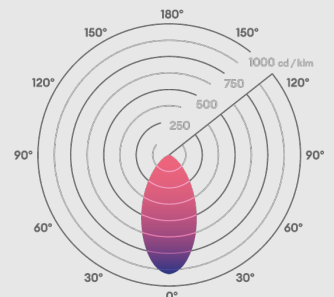
Product Code	Finish	Type	Beam	W	Colour	lm	lm/W	lx@1m	Energy
DLT551500ABK	Black bezel included	Single unit	55°	4.2W	2700K	450	107	409	
					3000K	520	124	472	
					4000K	500	119	454	
				6W	2700K	625	104	409	
					3000K	720	120	472	
					4000K	700	117	454	
DLT551500ABS	Brushed steel bezel included	Single unit	55°	4.2W	2700K	450	107	409	
					3000K	520	124	472	
					4000K	500	119	454	
				6W	2700K	625	104	409	
					3000K	720	120	472	
					4000K	700	117	454	
DLT551500A	White bezel included	Single unit	55°	4.2W	2700K	450	107	409	
					3000K	520	124	472	
					4000K	500	119	454	
				6W	2700K	625	104	409	
					3000K	720	120	472	
					4000K	700	117	454	

Product not suitable for exterior use, please use H2 Pro Extreme.

### Wiring Information

Cable / Flying Lead	0.75mm <sup>2</sup> - 2.5mm <sup>2</sup> 3 core cable for connector
Cable Required for Connector	Push-fit terminal for: Twin & Earth (6242Y 2x1.5mm <sup>2</sup> ) or 3-core cable (R02V 3x1.5mm <sup>2</sup> )
Type of Wiring Required	Parallel

Beam angle: 55°



## LED Driver

Driver	Input	SELV	Dimming	Bathroom Zone
N/A (intergrated driver)	220-240V	Yes	Yes (mains)	1 (Ceiling only)

## Accessories

H2 Bezels	Twist and lock bezels	Sold Separately
DLCVT110	Concealer ring for larger cut outs	Sold Separately
DM298FP	Faceplate dimmer	Sold Separately
DM298GRID	Grid dimmer	Sold Separately



collingwood

The H2 Lite CSP is a superior solution that is engineered to be the perfect fit-and-forget solution. The colour temperature can be easily controlled by simply twisting the bezel off and flicking the switch on the front face of the product. The addition of the 2700K colour temperature gives you the option of creating an excellent and warm atmosphere. Large piano key terminals allow loop-in/ loop-out wiring with ease.