

2.2W at 350mA or 4.6W at 700mA

Baffled for low glare and visual comfort

Low voltage ground light

FEATURES & BENEFITS

Single LED and lens combination for maximum efficiency and optimal light distribution

Marine grade stainless steel 316 or antique brass

Long lifetime of 70,000hrs

GL040

3W LED ground light




FEATURES

IP rating	IP68
IK rating	IK08
CSP Switchable	Single CCT
LED Lifetime	L70 70,000h
Colour Rendering Index	CRI>80
Colour Consistency	SDCM3
Walk Over / Drive Over	Walk over

INSTALLATION INFORMATION

Input	350mA / 700mA DC
Maximum Ambient Temperature	35°C
Weight	720g
Cut Out Size	Ø 70mm
Construction Material	Stainless steel (316)
UK Bathroom Zone	0
Electric Class (1, 2, 3)	III
Suitable for coastal areas	Yes

Photometrics @ 25°C

Product Code	Finish	Beam	W	Colour	lm	lm/W	lx@1m	Energy
GL040ANBX30	Antique brass	12°	2.2W (350mA)	3000K	300	136	3203	
			4.6W (700mA)	3000K	520	113	3203	
GL040AWBX27	Antique brass	40°	2.2W (350mA)	2700K	290	132	562	
			4.6W (700mA)	2700K	515	112	562	
GL040AWBX30	Antique brass	40°	2.2W (350mA)	3000K	300	136	581	
			4.6W (700mA)	3000K	520	113	581	

WIRING INFORMATION

Cable / Flying Lead	1m (H05RN-F) rubberised cable (outside diameter: 6mm)
Type of Wiring Required	Series
Input Cable Type	H05RN-F (6MM OD) 2 CORE

LED DRIVER

Driver	Input	SELV	Dimming	Bathroom Zone	Min	Max
PLR/350 1-5	220-240V	Yes	No	0	1	1
PLD UNI-DRIVE 350MA		Yes	Yes (1-10V)	2	1	3
PLU/700 3-9		Yes	No	1	1	3

ACCESSORIES

JB2 / JB4 / JB6	IP68 waterproof connectors
TUBE/68	Installation tube
GLA01	Square transformer plate

Sold Separately

38°