


**IP68** IP68 perfect for internal or external applications



Coastal protected

**IK06** IK06 impact protection - walk over (Stainless Steel only)



Stainless Steel



Antique Brass



Black

## GL019 ROUND

Low Voltage Ground Light

### FEATURES

<b>IP rating</b>	IP68
<b>IK rating</b>	IK06
<b>CSP Switchable</b>	Single CCT
<b>Tiltable (°)</b>	Fixed
<b>LED Lifetime</b>	L70 70,000h
<b>Colour Rendering Index</b>	CRI>80
<b>Colour Consistency</b>	SDCM3
<b>Walk Over / Drive Over</b>	No

### INSTALLATION INFORMATION

<b>Input</b>	150mA / 250mA / 350mA / 500mA / 700mA DC
<b>Maximum Ambient Temperature</b>	55°C
<b>Weight</b>	GL019AB: 220g, GL019BK: 140g, GL019SS: 210g
<b>Inrush Current</b>	N/A
<b>Cut Out Size</b>	33mm
<b>Construction Material</b>	Anodised Aluminium
<b>UK Bathroom Zone</b>	0
<b>SELV</b>	N/A
<b>Electric Class (1, 2, 3)</b>	III
<b>Earth Leakage</b>	N/A
<b>Suitable for coastal areas</b>	Yes

### WARRANTY

Warranty

7 years

### FEATURES & BENEFITS

Supplied complete with installation tube

Low voltage ground light

SDCM3 ensuring uniform light appearance and consistency

CRI 80 providing true colour appearance

Available in a new 2200K setting to create a warm and cosy environment with minimal disruption to natural habitat

Compact yet powerful fitting

Robust cable for outdoor use

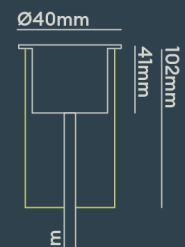
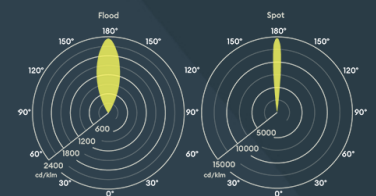
Available in an array of colours

### Photometrics @ 25°C

Product Code	Finish	Beam	W	Colour	lm	lm/W	Energy
GL019RSS22F	Stainless steel 316	38°	0.7W (250mA)	2200K	80	112	
			1W (350mA)	2200K	109	109	
			1.5W (500mA)	2200K	150	100	
			2.2W (700mA)	2200K	196	89	
GL019RSS27F	Stainless steel 316	38°	0.4W (150mA)	2700K	51	120	
			0.7W (250mA)	2700K	80	112	
			1W (350mA)	2700K	109	109	
			1.5W (500mA)	2700K	150	100	
GL019RSS30F	Stainless steel 316	38°	0.4W (150mA)	3000K	54	129	
			0.7W (250mA)	3000K	86	119	
			1W (350mA)	3000K	116	116	
			1.5W (500mA)	3000K	160	107	
GL019RSS40F	Stainless steel 316	38°	0.4W (150mA)	4000K	60	143	
			0.7W (250mA)	4000K	96	133	
			1W (350mA)	4000K	129	129	
			1.5W (500mA)	4000K	178	119	
GL019RAB22S	Antique brass	12°	0.4W (150mA)	2200K	51	120	
			0.7W (250mA)	2200K	80	112	
			1W (350mA)	2200K	109	109	
			1.5W (500mA)	2200K	150	100	
GL019RAB27S	Antique brass	12°	0.4W (150mA)	2700K	51	120	
			1.5W (500mA)	2700K	150	100	
			2.2W (700mA)	2700K	196	89	

PATENT: **GB2544975 EP3176502**

BEAM ANGLE: **12°**



LIGHTING INNOVATION

The newly upgraded GL019 modular ground light range includes a variety of options such as round, square, frosted, low glare, half moon, and ultra low glare to accommodate any installation or project. This LED-powered ground light is both discreet and powerful, making it ideal for decking areas, entrance halls, and pathways. Indoors or outdoors, the IP68 Stainless Steel finish ground light will provide flawless performance for many years of maintenance-free operation.

			0.7W (250mA)	2700K	80	112	
			1W (350mA)	2700K	109	109	
			1.5W (500mA)	2700K	150	100	
			2.2W (700mA)	2700K	169	89	
GL019RAB30S	Antique brass	12°	0.4W (150mA)	3000K	54	129	
			0.7W (250mA)	3000K	86	119	
			1W (350mA)	3000K	116	116	
			1.5W (500mA)	3000K	160	107	
			2.2W (700mA)	3000K	210	95	
GL019RAB40S	Antique brass	12°	0.4W (150mA)	4000K	60	143	
			0.7W (250mA)	4000K	96	133	
			1W (350mA)	4000K	129	129	
			1.5W (500mA)	4000K	178	119	
			2.2W (700mA)	4000K	234	106	
GL019RAB22F	Antique brass	38°	0.4W (150mA)	2200K	51	120	
			0.7W (250mA)	2200K	80	112	
			1W (350mA)	2200K	109	109	
			1.5W (500mA)	2200K	150	100	
			2.2W (700mA)	2200K	196	89	
GL019RAB27F	Antique brass	38°	0.4W (150mA)	2700K	51	120	
			0.7W (250mA)	2700K	80	112	
			1W (350mA)	2700K	109	109	
			1.5W (500mA)	2700K	150	100	
			2.2W (700mA)	2700K	169	89	
GL019RAB30F	Antique brass	38°	0.4W (150mA)	3000K	54	129	
			0.7W (250mA)	3000K	86	119	
			1W (350mA)	3000K	116	116	
			1.5W (500mA)	3000K	160	107	
			2.2W (700mA)	3000K	210	95	
GL019RAB40F	Antique brass	38°	0.4W (150mA)	4000K	60	143	
			0.7W (250mA)	4000K	96	133	
			1W (350mA)	4000K	129	129	
			1.5W (500mA)	4000K	178	119	
			2.2W (700mA)	4000K	234	106	
GL019RBK22S	Black	12°	0.4W (150mA)	2200K	51	120	
			0.7W (250mA)	2200K	80	112	
			1W (350mA)	2200K	109	109	
			1.5W (500mA)	2200K	150	100	
			2.2W (700mA)	2200K	196	89	
GL019RBK27S	Black	12°	0.4W (150mA)	2700K	51	120	
			0.7W (250mA)	2700K	80	112	
			1W (350mA)	2700K	109	109	
			1.5W (500mA)	2700K	150	100	
			2.2W (700mA)	2700K	169	89	
GL019RBK30S	Black	12°	0.4W (150mA)	3000K	54	129	
			0.7W (250mA)	3000K	86	119	
			1W (350mA)	3000K	116	116	
			1.5W (500mA)	3000K	160	107	
			2.2W (700mA)	3000K	210	95	
GL019RBK40S	Black	12°	0.4W (150mA)	4000K	60	143	
			0.7W (250mA)	4000K	96	133	
			1W (350mA)	4000K	129	129	
			1.5W (500mA)	4000K	178	119	
			2.2W (700mA)	4000K	234	106	

Energy rating is a reflection of the LED light source.

**GL019RBK22F**

Black

38°

0.4W (150mA)

2200K

51

120



## WIRING INFORMATION

<b>Cable / Flying Lead</b>	1m (H05RN-F) rubberised cable (outside diameter: 6mm)
<b>Type of Wiring Required</b>	Series

## LED DRIVER

Driver	Input	SELV	Dimming	Bathroom Zone
DRV150700 (all settings)	220-240V	Yes	No	N/A
DRV350700TD (350 & 500mA)	220-240V	Yes	Yes	N/A
DRV350700TD (700mA)	220-240V	Yes	Yes	N/A

## ACCESSORIES

<b>JB2 / JB4 / JB6</b>	IP68 waterproof connectors	Sold Separately
<b>WCR 275 BLACK</b>	2-core rubber cable	Sold Separately



**COLLINGWOOD**  
LIGHTING

LIGHTING INNOVATION

The newly upgraded GL019 modular ground light range includes a variety of options such as round, square, frosted, low glare, half moon, and ultra low glare to accommodate any installation or project. This LED-powered ground light is both discreet and powerful, making it ideal for decking areas, entrance halls, and pathways. Indoors or outdoors, the IP68 Stainless Steel finish ground light will provide flawless performance for many years of maintenance-free operation.