

 Colour switchable between 3000k, 4000K & 6500K

 Wattage switchable between 12W & 18W

 High efficacy of up to 120lm/W

CDL02

Colour and wattage switchable commercial downlight

Features

IP rating	IP44
CSP Switchable	Switchable CCT
UGR	27
Sensor Option	No
Dimmable Option	No
LED Lifetime	L70 50,000h
Colour Rendering Index	CRI>80
Colour Consistency	SDCM5
Emergency Option	No

Installation Information

Input	220-240V AC
Maximum Ambient Temperature	40°C
Weight	500g
Insulation Coverable	No
Inrush Current	12.3A, 0.1ms
Cut Out Size	120-200
Construction Material	Lens: acrylic, body: nylon, bracket: steel
Electric Class (1, 2, 3)	2
Install Connector Type	Flying lead
FR Building Regulations	Satisfait les essais au fil incandescent: 650°C


Guarantee

Warranty 3 years

Features & benefits

- Bracket that fits cut-outs from 120 to 200mm, surface mount and Besa box, ideal for any installation requirements
- Flicker free, making it comfortable on the eye
- Has a slim profile for an aesthetic finish
- IP44 rating makes it suitable for use in kitchens and bathrooms
- Tool free twist and lock bracket for ease of installation

Photometrics @ 25°C

Product Code	Finish	Type	Beam	W	Colour	lm	lm/W	lx@1m	Energy
CDL0218S	Matt white	Switchable wattage & switchable CCT	110°	12W	3000K	1250	104	420	
					4000K	1450	120	488	
					6000K	1400	116	471	
				18W	3000K	1650	92	420	
					4000K	2000	111	488	
					6000K	1800	100	471	

Wiring Information

Cable / Flying Lead	Flying lead 2x 0.75mm ² , 155mm.
Type of Wiring Required	Parallel

Accessories

N/A	No accessories required
-----	-------------------------

Beam angle: 110°

