



CCT switchable between 3000K, 4000K & 5700K



Wattage Switchable



Suspended gear tray for easy installation

## WARRANTY

Warranty	7 years
Battery Warranty	5 years
On-Site Warranty	2 years

## FEATURES & BENEFITS

- Versabox plug and play kit range to accommodate project requirements
- Multiple fixing points and several wiring options
- Ideal for sheds, garages and warehouses
- Diffuser is released by side buttons
- Self and Manual emergency option available
- DALI-2, 0-10V and DALI Emergency option available to order contact CWD



CCT Colour & Wattage switchable



Plug-in Emergency & Sensor kits



# BOREALIS VERSA

CCT Colour & Wattage Switchable Batten with plug-in Versabox accessories

## FEATURES

<b>IP rating</b>	IP20
<b>IK rating</b>	IK06
<b>CSP Switchable</b>	Switchable CCT
<b>Sensor Option</b>	Versabox, see accessories
<b>Dimmable Option</b>	Yes (DALI-2, 0-10V, PUSH-DIM)
<b>LED Lifetime</b>	L70 100,000h
<b>Colour Rendering Index</b>	CRI>80
<b>Colour Consistency</b>	SDCM6
<b>Emergency Option</b>	Yes, Manual, Self and DALI-2 Test
<b>LED Photobiological Risk Group</b>	RG0 - No Risk

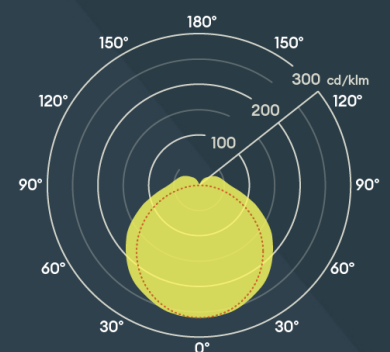
## INSTALLATION INFORMATION

<b>Input</b>	220-240V AC
<b>Maximum Ambient Temperature</b>	-20°C - 40°C
<b>Weight</b>	4ft: 1.47kg, 5ft: 1.83kg, 6ft: 2.14kg
<b>Inrush Current</b>	2.36A 0.36ms
<b>Construction Material</b>	Steel Housing, PC Opal Diffuser RAL9003
<b>SELV</b>	No
<b>Electric Class (1, 2, 3)</b>	1
<b>Install Connector Type</b>	Removeable, moveable, loop in/out
<b>UK Building Regulations</b>	Part L
<b>Mounting Options</b>	Ceiling, wall & suspended
<b>Power Factor</b>	0.9

## Photometrics @ 25°C

Product Code	Finish	Type	Beam	W	Colour	lm	lm/W	EM lm	Energy
BT6NMEM	White	On-Off Microwave Manual Test Emergency	120°	45W	5700K	6750	150	200	
					3000K	7840	140	200	
				56W	4000K	8400	150	200	
					5700K	8400	150	200	
					3000K	9380	140	200	
				67W	4000K	10050	150	200	
BT4NMEM	White	On-Off Microwave Self Test Emergency	120°	18W	3000K	2590	144	240	
					4000K	2775	154	240	
					5700K	2775	154	240	
				25W	3000K	3500	144	240	
					4000K	3750	154	240	
					5700K	3750	154	240	
				31W	3000K	4340	144	240	
					4000K	4650	154	240	
					5700K	4650	154	240	
				37W	3000K	5180	144	240	
					4000K	5550	154	240	
					5700K	5550	154	240	
BT5NMEM	White	On-Off Microwave Self Test Emergency	120°	28W	3000K	3920	140	230	
					4000K	4200	150	230	
					5700K	4200	150	230	
				38W	3000K	5320	140	230	
					4000K	5700	150	230	
					5700K	5700	150	230	

BEAM ANGLE: 120°



1233mm (4ft)








1533mm (5ft)

1833mm (6ft)

77mm  
73mm

LIGHTING INNOVATION

Bringing further versatility to the commercial offering at Collingwood, our range of Borealis Versa provides the ultimate batten with a variety of kits, from microwave sensors to manual test emergencies, DALI emergencies, and self-test emergencies. Also available in 0-10V, DALI-2 Dimmable, or On/Off to suit a project. The streamlined linear fixture, available in three lengths, allows you to create a uniform installation of perfectly distributed light. Designed with the installer in mind, this range is quick and easy to fit, keeping use of tools to a minimum. It also provides various wiring options, particularly useful in retrofit applications.

Model	Color	Control	Beam Angle	Power (W)	3000K (lm)	4000K (lm)	5000K (lm)	5700K (lm)	Kit	
BT6NMS	White	On-Off Microwave Self Test Emergency	120°	48W	3000K	6720	140	230		
					4000K	7200	150	230		
					5700K	7200	150	230		
				56W	3000K	7840	140	230		
					4000K	8400	150	230		
					5700K	8400	150	230		
BT6NMS	White	On-Off Microwave Self Test Emergency	120°	33W	3000K	4690	142	200		
					4000K	5025	152	200		
					5700K	5025	152	200		
				45W	3000K	6300	140	200		
					4000K	6750	150	200		
					5700K	6750	150	200		
				56W	3000K	7840	140	200		
					4000K	8400	150	200		
					5700K	8400	150	200		
				67W	3000K	9380	140	200		
					4000K	10050	150	200		
					5700K	10050	150	200		
BT4D	White	DALI-2	120°	18W	3000K	2590	144	240		
					4000K	2775	154	240		
					5700K	2775	154	240		
				37W	3000K	5180	144	240		
					4000K	5550	154	240		
					5700K	5550	154	240		
BT5D	White	DALI-2	120°	28W	3000K	3920	140	230		
					4000K	4200	150	230		
					5700K	4200	150	230		
				56W	3000K	7840	140	230		
					4000K	8400	150	230		
					5700K	8400	150	230		
BT6D	White	DALI-2	120°	33W	3000K	4690	142	200		
					4000K	5025	152	200		
					5700K	5025	152	200		
				67W	3000K	9380	140	200		
					4000K	10050	150	200		
					5700K	10050	150	200		
BT4DED	White	DALI-2 DALI Emergency	120°	18W	3000K	2590	144	240		
					4000K	2775	154	240		
					5700K	2775	154	240		
				37W	3000K	5180	144	240		
					4000K	5550	154	240		
					5700K	5550	154	240		
BT5DED	White	DALI-2 DALI Emergency	120°	28W	3000K	3920	140	230		
					4000K	4200	150	230		
					5700K	4200	150	230		
				56W	3000K	7840	140	230		
					4000K	8400	150	230		
					5700K	8400	150	230		
BT6DED	White	DALI-2 DALI Emergency	120°	33W	3000K	4690	142	200		
					4000K	5025	152	200		
					5700K	5025	152	200		
				67W	3000K	9380	140	200		
					4000K	10050	150	200		
					5700K	10050	150	200		

\*Backlog 'N' at the end of the part code with: NEM for Manual-test Emergency models | 'D' for DALI-2/PUSH DIM | 'V' for 0-10V | Plug-in kits also available as separate accessories. Energy rating is a reflection of the LED light source.

## WIRING INFORMATION

<b>Cable Required for Connector</b>	N/A
<b>Type of Wiring Required</b>	Parallel

## ACCESSORIES

<b>ACKITMANEM</b>	Manual Test Emergency plug-in Versabox	Sold Separately
<b>ACKITSELFEM</b>	Self Test Emergency plug-in Versabox	Sold Separately
<b>ACKITMWS</b>	Microwave Sensor on/off Plug-in Kit	Sold Separately
<b>ACKITMWSDIM</b>	Microwave Sensor Dim plug-in Versabox (requires 0-10V driver)	Sold Separately
<b>ACREMOTEMWS</b>	Remote for Microwave Sensor	Sold Separately

Bringing further versatility to the commercial offering at Collingwood, our range of Borealis Versa provides the ultimate batten with a variety of kits, from microwave sensors to manual test emergencies, DALI emergencies, and self-test emergencies. Also available in 0-10V, DALI-2 Dimmable, or On/Off to suit a project. The streamlined linear fixture, available in three lengths, allows you to create a uniform installation of perfectly distributed light. Designed with the installer in mind, this range is quick and easy to fit, keeping use of tools to a minimum. It also provides various wiring options, particularly useful in retrofit applications.