



CCT switchable between 3000K, 4000K & 5700K



Wattage Switchable



Suspended gear tray for easy installation



BOREALIS VERSA

CCT Colour & Wattage Switchable Batten with plug-in Versabox accessories

FEATURES

IP rating	IP20
IK rating	IK06
CSP Switchable	Switchable CCT
Sensor Option	Versabox, see accessories
Dimmable Option	Yes (DALI-2, 0-10V, PUSH-DIM)
LED Lifetime	L70 100,000h
Colour Rendering Index	CRI>80
Colour Consistency	SDCM6
Emergency Option	Yes, Manual, Self and DALI-2 Test
LED Photobiological Risk Group	RG0 - No Risk

INSTALLATION INFORMATION

Input	220-240V AC
Maximum Ambient Temperature	-20°C - 40°C
Inrush Current	16.1A 0.51ms
Construction Material	Steel Housing, PC Opal Diffuser RAL9003
SELV	No
Electric Class (1, 2, 3)	1
Install Connector Type	Removeable, moveable, loop in/out
UK Building Regulations	Part L
Mounting Options	Ceiling, wall & suspended
Power Factor	0.9

WARRANTY

Warranty	7 years
Battery Warranty	5 years
On-Site Warranty	2 years

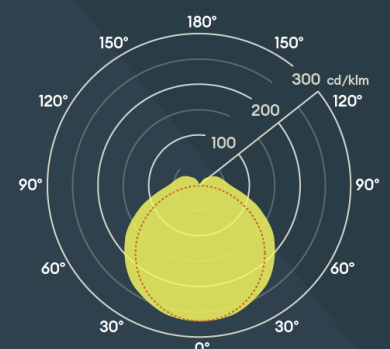
FEATURES & BENEFITS

- Versabox plug and play kit range to accommodate project requirements
- Multiple fixing points and several wiring options
- Ideal for sheds, garages and warehouses
- Diffuser is released by side buttons
- Self and Manual emergency option available
- DALI-2, 0-10V and DALI Emergency option available to order contact CWD

Photometrics @ 25°C

Product Code	Finish	Type	Beam	W	Colour	lm	lm/W	EM lm	Energy
BT6V	White	0-10V	120°	67W	5700K	10050	150	200	AIGC
				18W	3000K	2590	144	240	
BT4VEM	White	0-10V Manual Test Emergency	120°	18W	4000K	2775	154	240	AIGC
				37W	5700K	2775	154	240	
				37W	3000K	5180	144	240	
				37W	4000K	5550	154	240	
BT5VEM	White	0-10V Manual Test Emergency	120°	28W	3000K	3920	140	230	AIGC
				28W	4000K	4200	150	230	
				56W	5700K	4200	150	230	
				56W	3000K	7840	140	230	
BT6VEM	White	0-10V Manual Test Emergency	120°	33W	3000K	4690	142	200	AIGC
				33W	4000K	5025	152	200	
				33W	5700K	5025	152	200	
				67W	3000K	9380	140	200	
				67W	4000K	10050	150	200	
				67W	5700K	10050	150	200	
BT4VM	White	Step-Dim Microwave	120°	18W	3000K	2590	144	240	AIGC
				18W	4000K	2775	154	240	
				18W	5700K	2775	154	240	
				25W	3000K	3500	144	240	
				25W	4000K	3750	154	240	
				25W	5700K	3750	154	240	
				31W	3000K	4340	144	240	

BEAM ANGLE: 120°







1233mm (4ft)

1533mm (5ft)

1833mm (6ft)

77mm
73mm

Bringing further versatility to the commercial offering at Collingwood, our range of Borealis Versa provides the ultimate batten with a variety of kits, from microwave sensors to manual test emergencies, DALI emergencies, and self-test emergencies. Also available in 0-10V, DALI-2 Dimmable, or On/Off to suit a project. The streamlined linear fixture, available in three lengths, allows you to create a uniform installation of perfectly distributed light. Designed with the installer in mind, this range is quick and easy to fit, keeping use of tools to a minimum. It also provides various wiring options, particularly useful in retrofit applications.

					4000K	4650	154	240		
					5700K	4650	154	240		
					3000K	5180	144	240		
					37W	4000K	5550	154		240
					5700K	5550	154	240		
BT5VM	White	Step-Dim Microwave	120°		3000K	3920	140	230		
					4000K	4200	150	230		
					5700K	4200	150	230		
					28W	3000K	5320	140		230
					4000K	5700	150	230		
					5700K	5700	150	230		
				38W	3000K	6720	140	230		
					4000K	7200	150	230		
					5700K	7200	150	230		
					48W	3000K	7840	140		230
						4000K	8400	150		230
						5700K	8400	150		230
56W	3000K	4690	142	200						
	4000K	5025	152	200						
	5700K	5025	152	200						
	33W	3000K	6300	140	200					
		4000K	6750	150	200					
		5700K	6750	150	200					
45W		3000K	7840	140	200					
		4000K	8400	150	200					
		5700K	8400	150	200					
	56W	3000K	9380	140	200					
		4000K	10050	150	200					
		5700K	10050	150	200					
67W		3000K	2590	144	240					
		4000K	2775	154	240					
		5700K	2775	154	240					
	18W	3000K	3500	144	240					
		4000K	3750	154	240					
		5700K	3750	154	240					
25W		3000K	4340	144	240					
		4000K	4650	154	240					
		5700K	4650	154	240					
	31W	3000K	5180	144	240					
		4000K	5550	154	240					
		5700K	5550	154	240					
37W		3000K	3920	140	230					
		4000K	4200	150	230					
		5700K	4200	150	230					
	28W	3000K	5320	140	230					
		4000K	5700	150	230					
		5700K	5700	150	230					
38W		3000K	6720	140	230					
		4000K	7200	150	230					
		5700K	7200	150	230					
	48W	3000K	7840	140	230					
		4000K	8400	150	230					
		5700K	8400	150	230					
56W		3000K	4690	142	200					
		4000K	5025	152	200					
		5700K	5025	152	200					
	33W	3000K	6300	140	200					
		4000K	6750	150	200					
		5700K	6750	150	200					
45W		3000K	7840	140	200					
		4000K	8400	150	200					
		5700K	8400	150	200					
	67W	3000K	9380	140	200					
		4000K	10050	150	200					
		5700K	10050	150	200					
BT4VMEM		White	On-Off Step- Dim Microwave Manual Test Emergency	120°		3000K	2590	144	240	
						4000K	2775	154	240	
						5700K	2775	154	240	
	25W					3000K	3500	144	240	
						4000K	3750	154	240	
						5700K	3750	154	240	
31W		3000K	4340	144	240					
		4000K	4650	154	240					
		5700K	4650	154	240					
	37W	3000K	5180	144	240					
		4000K	5550	154	240					
		5700K	5550	154	240					
BT5VMEM		White	On-Off Step- Dim Microwave Manual Test Emergency	120°		3000K	3920	140	230	
						4000K	4200	150	230	
						5700K	4200	150	230	
	28W					3000K	5320	140	230	
						4000K	5700	150	230	
						5700K	5700	150	230	
38W		3000K	6720	140	230					
		4000K	7200	150	230					
		5700K	7200	150	230					
	48W	3000K	7840	140	230					
		4000K	8400	150	230					
		5700K	8400	150	230					
56W		3000K	4690	142	200					
		4000K	5025	152	200					
		5700K	5025	152	200					
	33W	3000K	6300	140	200					
		4000K	6750	150	200					
		5700K	6750	150	200					
BT6VMEM		White	On-Off Step- Dim	120°		3000K	4690	142	200	



Bringing further versatility to the commercial offering at Collingwood, our range of Borealis Versa provides the ultimate batten with a variety of kits, from microwave sensors to manual test emergencies, DALI emergencies, and self-test emergencies. Also available in 0-10V, DALI-2 Dimmable, or On/Off to suit a project. The streamlined linear fixture, available in three lengths, allows you to create a uniform installation of perfectly distributed light. Designed with the installer in mind, this range is quick and easy to fit, keeping use of tools to a minimum. It also provides various wiring options, particularly useful in retrofit applications.

*Replace 'N' at the end of the part code with: 'NEM' for Manual-test Emergency models | 'D' for DALI-2/PUSH DIM | 'V' for 0-10V | Plug in kits also available as separate accessories. Energy rating is a reflection of the LED light source.

WIRING INFORMATION

Cable Required for Connector	N/A
Type of Wiring Required	Parallel

ACCESSORIES

ACKITMANEM	Manual Test Emergency plug-in Versabox	Sold Separately
ACKITSELFEM	Self Test Emergency plug-in Versabox	Sold Separately
ACKITMWS	Microwave Sensor on/off Plug-in Kit	Sold Separately
ACKITMWSDIM	Microwave Sensor Dim plug-in Versabox (requires 0-10V driver)	Sold Separately
ACREMOTEMWS	Remote for Microwave Sensor	Sold Separately