



CCT switchable between 3000K, 4000K & 5700K



Wattage Switchable



Suspended gear tray for easy installation



BOREALIS VERSA

CCT Colour & Wattage Switchable Batten with plug-in Versabox accessories

FEATURES

IP rating	IP20
IK rating	IK06
CSP Switchable	Switchable CCT
Sensor Option	Versabox, see accessories
Dimmable Option	Yes (DALI-2, 0-10V, PUSH-DIM)
LED Lifetime	L70 100,000h
Colour Rendering Index	CRI>80
Colour Consistency	SDCM6
Emergency Option	Yes, Manual, Self and DALI-2 Test
LED Photobiological Risk Group	RG0 - No Risk

INSTALLATION INFORMATION

Input	220-240V AC
Maximum Ambient Temperature	-20°C - 40°C
Weight	4ft: 1.47kg, 5ft: 1.83kg, 6ft: 2.14kg
Inrush Current	13.2A 0.28ms
Construction Material	Steel Housing, PC Opal Diffuser RAL9003
SELV	No
Electric Class (1, 2, 3)	1
Install Connector Type	Removeable, moveable, loop in/out
UK Building Regulations	Part L
Mounting Options	Ceiling, wall & suspended
Power Factor	0.9

WARRANTY

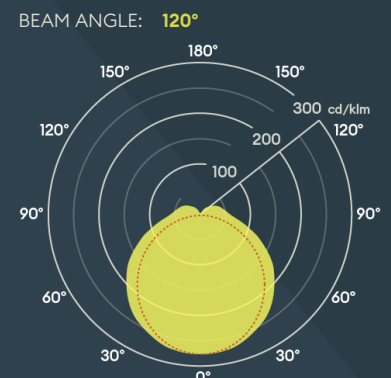
Warranty	7 years
Battery Warranty	5 years
On-Site Warranty	2 years

FEATURES & BENEFITS

- Versabox plug and play kit range to accommodate project requirements
- Multiple fixing points and several wiring options
- Ideal for sheds, garages and warehouses
- Diffuser is released by side buttons
- Self and Manual emergency option available
- DALI-2, 0-10V and DALI Emergency option available to order contact CWD

Photometrics @ 25°C

Product Code	Finish	Type	Beam	W	Colour	lm	lm/W	EM lm	Energy
BT4D	White	DALI-2	120°	37W	5700K	5550	154	240	
					3000K	3920	140	230	
					4000K	4200	150	230	
BT5D	White	DALI-2	120°	28W	5700K	4200	150	230	
					3000K	7840	140	230	
					4000K	8400	150	230	
BT6D	White	DALI-2	120°	33W	3000K	4690	142	200	
					4000K	5025	152	200	
					5700K	5025	152	200	
BT4DED	White	DALI-2 DALI Emergency	120°	18W	3000K	2590	144	240	
					4000K	2775	154	240	
					5700K	2775	154	240	
BT5DED	White	DALI-2 DALI Emergency	120°	28W	3000K	3920	140	230	
					4000K	4200	150	230	
					5700K	4200	150	230	
				56W	3000K	7840	140	230	
					4000K	8400	150	230	
					5700K	8400	150	230	



1233mm (4ft)









1533mm (5ft)

1833mm (6ft)

77mm
73mm

LIGHTING INNOVATION

Bringing further versatility to the commercial offering at Collingwood, our range of Borealis Versa provides the ultimate batten with a variety of kits, from microwave sensors to manual test emergencies, DALI emergencies, and self-test emergencies. Also available in 0-10V, DALI-2 Dimmable, or On/Off to suit a project. The streamlined linear fixture, available in three lengths, allows you to create a uniform installation of perfectly distributed light. Designed with the installer in mind, this range is quick and easy to fit, keeping use of tools to a minimum. It also provides various wiring options, particularly useful in retrofit applications.

Model	Color	Control	Beam Angle	Power (W)	3000K	4000K	5000K	5700K	Kit
BT6DED	White	DALI-2 DALI Emergency	120°	33W	5700K	8400	150	230	
					3000K	4690	142	200	
					4000K	5025	152	200	
				67W	5700K	5025	152	200	
					3000K	9380	140	200	
					4000K	10050	150	200	
BT4V	White	0-10V	120°	18W	5700K	10050	150	200	
					3000K	2590	144	240	
					4000K	2775	154	240	
				37W	5700K	2775	154	240	
					3000K	5180	144	240	
					4000K	5550	154	240	
BT5V	White	0-10V	120°	28W	5700K	5550	154	240	
					3000K	3920	140	230	
					4000K	4200	150	230	
				56W	5700K	4200	150	230	
					3000K	7840	140	230	
					4000K	8400	150	230	
BT6V	White	0-10V	120°	33W	5700K	8400	150	230	
					3000K	4690	142	200	
					4000K	5025	152	200	
				67W	3000K	9380	140	200	
					4000K	10050	150	200	
					5700K	10050	150	200	
BT4VEM	White	0-10V Manual Test Emergency	120°	18W	3000K	2590	144	240	
					4000K	2775	154	240	
					5700K	2775	154	240	
				37W	3000K	5180	144	240	
					4000K	5550	154	240	
					5700K	5550	154	240	
BT5VEM	White	0-10V Manual Test Emergency	120°	28W	3000K	3920	140	230	
					4000K	4200	150	230	
					5700K	4200	150	230	
				56W	3000K	7840	140	230	
					4000K	8400	150	230	
					5700K	8400	150	230	
BT6VEM	White	0-10V Manual Test Emergency	120°	33W	3000K	4690	142	200	
					4000K	5025	152	200	
					5700K	5025	152	200	
				67W	3000K	9380	140	200	
					4000K	10050	150	200	
					5700K	10050	150	200	
BT4VM	White	Step-Dim Microwave	120°	18W	3000K	2590	144	240	
					4000K	2775	154	240	
					5700K	2775	154	240	
				25W	3000K	3500	144	240	
					4000K	3750	154	240	
					5700K	3750	154	240	
				31W	3000K	4340	144	240	
					4000K	4650	154	240	
					5700K	4650	154	240	
				37W	3000K	5180	144	240	
					4000K	5550	154	240	
					5700K	5550	154	240	



*Replace 'N' at the end of the part code with: 'NEM' for Manual-test Emergency models | 'D' for DALI-2/PUSH DIM | 'V' for 0-10V | Plug-in kits also available as separate accessories. Energy rating is a reflection of the LED light source.

Wiring Information	Step Dim	120°	28W	3000K	3920	140	230	
Cable Required for Connector	N/A							
Type of Wiring Required	Parallel							

ACCESSORIES

ACKITMANEM	Manual Test Emergency plug-in Versabox	Sold Separately
ACKITSELFEM	Self Test Emergency plug-in Versabox	Sold Separately
ACKITMWS	Microwave Sensor on/off Plug-in Kit	Sold Separately
ACKITMWSDIM	Microwave Sensor Dim plug-in Versabox (requires 0-10V driver)	Sold Separately
ACREMOTEMWS	Remote for Microwave Sensor	Sold Separately

Bringing further versatility to the commercial offering at Collingwood, our range of Borealis Versa provides the ultimate batten with a variety of kits, from microwave sensors to manual test emergencies, DALI emergencies, and self-test emergencies. Also available in 0-10V, DALI-2 Dimmable, or On/Off to suit a project. The streamlined linear fixture, available in three lengths, allows you to create a uniform installation of perfectly distributed light. Designed with the installer in mind, this range is quick and easy to fit, keeping use of tools to a minimum. It also provides various wiring options, particularly useful in retrofit applications.