

**IP65** Available in IP65 for various applications

**DIM** Mains, 1-10V & DALI-2 dimmable options

**CRI>90** CRI 90 providing true colour appearance

## WARRANTY

Warranty

7 years

## FEATURES & BENEFITS

The 1901 family consists of a pendant, spot light and downlight all with a consistent design language

Use our product selector to choose from 1,800 different combinations

Designed & assembled in Northampton UK

Fixed, Adjustable, Round, Square, Trimless options available

Emergency options available

Fire-rated to 30 minutes for us in Solid timber, I-Joist and Metal Web ceiling joists

Integrated LED using premium components to achieve 70,000 hours/60 years lifetime



# 1901 DOWNLIGHT

Design your light! Modular Architectural Downlight Range








## FEATURES

<b>IP rating</b>	IP65
<b>CSP Switchable</b>	Single CCT
<b>Tilttable (°)</b>	Fixed
<b>UGR</b>	UGR<16
<b>Dimmable Option</b>	Yes (DALI-2)
<b>LED Lifetime</b>	L70 70,000h
<b>Colour Rendering Index</b>	CRI>90
<b>Colour Consistency</b>	SDCM3
<b>Emergency Option</b>	Yes, using converter
<b>Rotation angle (°)</b>	Fixed

## INSTALLATION INFORMATION

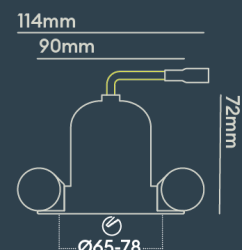
<b>Input</b>	220-240V AC
<b>Maximum Ambient Temperature</b>	40°C
<b>Weight</b>	260g
<b>Insulation Coverable</b>	No
<b>Inrush Current</b>	20A 17ms
<b>Cut Out Size</b>	65-78
<b>Construction Material</b>	Aluminium
<b>UK Bathroom Zone</b>	1
<b>Maximum ceiling thickness</b>	40 mm
<b>SELV</b>	Yes
<b>Electric Class (1, 2, 3)</b>	II
<b>Suitable for coastal areas</b>	No
<b>Install Connector Type</b>	Loop in / Loop out
<b>UK Building Regulations</b>	Part B, C, E, P & L
<b>FR Building Regulations</b>	Satisfait les essais au fil incandescent: 650°C
<b>Mounting Options</b>	Recessed
<b>Part B Fire Rating</b>	Solid Timber 30/60/90min, I-Joist 30min, Metal Web 30min
<b>Dimmer Type</b>	DALI
<b>Power Factor</b>	0.80

## PHOTOMETRICS @ 25°C

Product code	Finish	Type	W	Colour	Beam	lm	lm/W	Lx @ 1m	Energy
<b>BDL11F40MMI</b>	Matt white RAL9003	Black Baffle Round Bezel	9.0W	4000K	24°	850	94	3450	
<b>BDL11F40MVI</b>	Matt white RAL9003	Black Baffle Round Bezel	9.0W	4000K	24°	850	94	3450	
<b>BDL11F40NDI</b>	Matt white RAL9003	Black Baffle Round Bezel	9.0W	4000K	15°	850	94	9018	
<b>BDL11F40NMI</b>	Matt white RAL9003	Black Baffle Round Bezel	9.0W	4000K	15°	850	94	9018	
<b>BDL11F40NVI</b>	Matt white RAL9003	Black Baffle Round Bezel	9.0W	4000K	15°	850	94	9018	
<b>BDL11F40WDI</b>	Matt white RAL9003	Black Baffle Round Bezel	9.0W	4000K	50°	850	94	1400	
<b>BDL11F40WMI</b>	Matt white RAL9003	Black Baffle Round Bezel	9.0W	4000K	50°	850	94	1400	
<b>BDL11F40WVI</b>	Matt white RAL9003	Black Baffle Round Bezel	9.0W	4000K	50°	850	94	1400	
<b>BDB03A27MD</b>	Matt black RAL9017	White Baffle Single Trimless	9.0W	2700K	24°	850	94	3350	
<b>BDB03A27MM</b>	Matt black RAL9017	White Baffle Single Trimless	9.0W	2700K	24°	850	94	3350	

Energy rating is a reflection of the LED light source.

BEAM ANGLE: **50°**



## WIRING INFORMATION

01604 495 151

sales@collingwoodgroup.com

collingwoodlighting.com



More than a century of design and innovation helped inspire the creation of the luxurious architectural 1901 range, for when only the best will do. 1901 is both contemporary and classic, with a focus on premium fittings, a high-quality performance and easy integration into control systems. Perfect for luxury residential and hospitality projects, 1901 showcases an aesthetically simple, low-glare luminaire design, with market-leading technical performance. The detailed fittings come in a variety of stylish options including a choice of bezels, adjustability, colour temperatures, beam angles, dimming methods, and IP ratings to perfectly complete the look of any interior design project. Simply configure your product to find the relevant product code. The range is engineered to be as easy to use as possible and can fit seamlessly into the installation and commissioning stages of a lighting project.

<b>Cable Required for Connector</b>	2 x twin & earth (6242Y 3x1.5mm <sup>2</sup> ) or 3-core cable (R02V 3x1.5mm <sup>2</sup> )
<b>Type of Wiring Required</b>	Parallel

## ACCESSORIES

<b>LEDEP10</b>	3hr non-maintained, self-test emergency pack (plug & play)	Sold Separately
<b>LEDEP10DA</b>	Emergency converter, DALI-2 Addressable	Sold Separately