

IP65 Available in IP65 for various applications

DIM Mains, 1-10V & DALI-2 dimmable options

CRI>90 CRI 90 providing true colour appearance

WARRANTY

Warranty

7 years

FEATURES & BENEFITS

The 1901 family consists of a pendant, spot light and downlight all with a consistent design language

Use our product selector to choose from 1,800 different combinations

Designed & assembled in Northampton UK

Fixed, Adjustable, Round, Square, Trimless options available

Emergency options available

Fire-rated to 30 minutes for us in Solid timber, I-Joist and Metal Web ceiling joists

Integrated LED using premium components to achieve 70,000 hours/60 years lifetime

1901 DOWNLIGHT

Design your light! Modular Architectural Downlight Range








FEATURES

IP rating	IP65
CSP Switchable	Single CCT
Tilttable (°)	Fixed
UGR	UGR<19
Dimmable Option	Yes (1-10V)
LED Lifetime	L70 70,000h
Colour Rendering Index	CRI>90
Colour Consistency	SDCM3
Emergency Option	Yes, using converter
Rotation angle (°)	Fixed

INSTALLATION INFORMATION

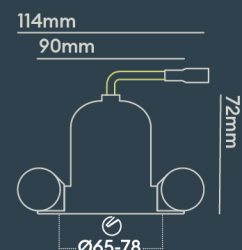
Input	220-240V AC
Maximum Ambient Temperature	40°C
Weight	260g
Insulation Coverable	No
Inrush Current	10A/22ms
Cut Out Size	65-78
Construction Material	Aluminium
UK Bathroom Zone	1
Maximum ceiling thickness	40 mm
SELV	Yes
Electric Class (1, 2, 3)	II
Suitable for coastal areas	No
Install Connector Type	Loop in / Loop out
UK Building Regulations	Part B, C, E, P & L
FR Building Regulations	Satisfait les essais au fil incandescent: 650°C
Mounting Options	Recessed
Part B Fire Rating	Solid Timber 30/60/90min, I-Joist 30min, Metal Web 30min
Dimmer Type	1-10V
Power Factor	0.80

PHOTOMETRICS @ 25°C

Product code	Finish	Type	W	Colour	Beam	lm	lm/W	Lx @ 1m	Energy
BDL01F40MDI	Matt white RAL9003	White Baffle Round Bezel	9.0W	4000K	24°	900	100	3550	
BDL01F40MMI	Matt white RAL9003	White Baffle Round Bezel	9.0W	4000K	24°	900	100	3550	
BDL01F40MVI	Matt white RAL9003	White Baffle Round Bezel	9.0W	4000K	24°	900	100	3550	
BDL01F40NDI	Matt white RAL9003	White Baffle Round Bezel	9.0W	4000K	15°	900	100	9018	
BDL01F40NMI	Matt white RAL9003	White Baffle Round Bezel	9.0W	4000K	15°	900	100	9018	
BDL01F40NVI	Matt white RAL9003	White Baffle Round Bezel	9.0W	4000K	15°	900	100	9018	
BDL01F40WDI	Matt white RAL9003	White Baffle Round Bezel	9.0W	4000K	50°	900	100	1450	
BDL01F40WMI	Matt white RAL9003	White Baffle Round Bezel	9.0W	4000K	50°	900	100	1450	
BDL01F40WVI	Matt white RAL9003	White Baffle Round Bezel	9.0W	4000K	50°	900	100	1450	
BDL10F27MDI	Matt white RAL9003	Black Baffle Slim Round Bezel	9.0W	2700K	24°	800	89	3250	

Energy rating is a reflection of the LED light source.

BEAM ANGLE: **15°**





WIRING INFORMATION

Cable Required for Connector	2 x twin & earth (6242Y 3x1.5mm?) or 3-core cable (R02V 3x1.5mm?)
Type of Wiring Required	Parallel

ACCESSORIES

LEDEP10	3hr non-maintained, self-test emergency pack (plug & play)	Sold Separately
LEDEP10DA	Emergency converter, DALI-2 Addressable	Sold Separately

More than a century of design and innovation helped inspire the creation of the luxurious architectural 1901 range, for when only the best will do. 1901 is both contemporary and classic, with a focus on premium fittings, a high-quality performance and easy integration into control systems. Perfect for luxury residential and hospitality projects, 1901 showcases an aesthetically simple, low-glare luminaire design, with market-leading technical performance. The detailed fittings come in a variety of stylish options including a choice of bezels, adjustability, colour temperatures, beam angles, dimming methods, and IP ratings to perfectly complete the look of any interior design project. Simply configure your product to find the relevant product code. The range is engineered to be as easy to use as possible and can fit seamlessly into the installation and commissioning stages of a lighting project.