



## 1901 DOWNLIGHT

Design your light! Modular Architectural Downlight Range

### FEATURES

|                               |                      |
|-------------------------------|----------------------|
| <b>IP rating</b>              | IP65                 |
| <b>CSP Switchable</b>         | Single CCT           |
| <b>Tilttable (°)</b>          | Fixed                |
| <b>UGR</b>                    | UGR<22               |
| <b>Dimmable Option</b>        | Yes (1-10V)          |
| <b>LED Lifetime</b>           | L70 70,000h          |
| <b>Colour Rendering Index</b> | CRI>90               |
| <b>Colour Consistency</b>     | SDCM3                |
| <b>Emergency Option</b>       | Yes, using converter |
| <b>Rotation angle (°)</b>     | Fixed                |

### INSTALLATION INFORMATION

|                                    |  |
|------------------------------------|--|
| <b>Input</b>                       | 220-240V AC  |
| <b>Maximum Ambient Temperature</b> | 40°C   |
| <b>Weight</b>                      | 400g   |
| <b>Insulation Coverable</b>        | No   |
| <b>Inrush Current</b>              | 10A/22ms   |
| <b>Cut Out Size</b>                | 68-86 x2   |
| <b>Construction Material</b>       | Aluminium  |
| <b>UK Bathroom Zone</b>            | 1  |
| <b>Maximum ceiling thickness</b>   | 40 mm  |
| <b>SELV</b>                        | Yes  |
| <b>Electric Class (1, 2, 3)</b>    | II   |
| <b>Suitable for coastal areas</b>  | No   |
| <b>Install Connector Type</b>      | Loop in / Loop out                                       |
| <b>UK Building Regulations</b>     | Part B, C, E, P & L                                      |
| <b>FR Building Regulations</b>     | Satisfait les essais au fil incandescent: 650°C          |
| <b>Mounting Options</b>            | Recessed   |
| <b>Part B Fire Rating</b>          | Solid Timber 30/60/90min, I-Joist 30min, Metal Web 30min |
| <b>Dimmer Type</b>                 | 1-10V  |
| <b>Power Factor</b>                | 0.80   |

**IP65**

Available in IP65 for various applications

**DIM**

Mains, 1-10V & DALI-2 dimmable options

**CRI>90**

CRI 90 providing true colour appearance

### WARRANTY

Warranty

7 years

### FEATURES & BENEFITS

The 1901 family consists of a pendant, spot light and downlight all with a consistent design language

Use our product selector to choose from 1,800 different combinations

Designed & assembled in Northampton UK







Fixed, Adjustable, Round, Square, Trimless options available

Emergency options available

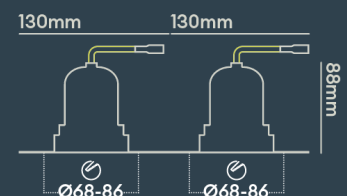
Fire-rated to 30 minutes for us in Solid timber, I-Joist and Metal Web ceiling joists

Integrated LED using premium components to achieve 70,000 hours/60 years lifetime



### PHOTOMETRICS @ 25°C

| Product code       | Finish                | Type                               | W   | Colour | Beam | lm      | lm/W | Lx @ 1m  | Energy  |
|--------------------|-----------------------|------------------------------------|-----|--------|------|---------|------|----------|---|
| <b>BDB04F27NDI</b> | Matt black<br>RAL9017 | White Baffle<br>Double<br>Trimless | 18W | 2700K  | 15°  | 2 x 850 | 94   | 2 x 7214 |  |
| <b>BDB04F27NMI</b> | Matt black<br>RAL9017 | White Baffle<br>Double<br>Trimless | 18W | 2700K  | 15°  | 2 x 850 | 94   | 2 x 7214 |  |
| <b>BDB04F27NVI</b> | Matt black<br>RAL9017 | White Baffle<br>Double<br>Trimless | 18W | 2700K  | 15°  | 2 x 850 | 94   | 2 x 7214 |  |
| <b>BDB04F27WDI</b> | Matt black<br>RAL9017 | White Baffle<br>Double<br>Trimless | 18W | 2700K  | 50°  | 2 x 850 | 94   | 2 x 1350 |  |
| <b>BDB04F27WMI</b> | Matt black<br>RAL9017 | White Baffle<br>Double<br>Trimless | 18W | 2700K  | 50°  | 2 x 850 | 94   | 2 x 1350 |  |
| <b>BDB04F27WVI</b> | Matt black<br>RAL9017 | White Baffle<br>Double<br>Trimless | 18W | 2700K  | 50°  | 2 x 850 | 94   | 2 x 1350 |  |
| <b>BDB04F30MDI</b> | Matt black<br>RAL9017 | White Baffle<br>Double<br>Trimless | 18W | 3000K  | 24°  | 2 x 850 | 94   | 2 x 3350 |  |
| <b>BDB04F30MMI</b> | Matt black<br>RAL9017 | White Baffle<br>Double             | 18W | 3000K  | 24°  | 2 x 850 | 94   | 2 x 3350 |  |

BEAM ANGLE: **50°**



More than a century of design and innovation helped inspire the creation of the luxurious architectural 1901 range, for when only the best will do. 1901 is both contemporary and classic, with a focus on premium fittings, a high-quality performance and easy integration into control systems. Perfect for luxury residential and hospitality projects, 1901 showcases an aesthetically simple, low-glare luminaire design, with market-leading technical performance. The detailed fittings come in a variety of stylish options including a choice of bezels, adjustability, colour temperatures, beam angles, dimming methods, and IP ratings to perfectly complete the look of any interior design project. Simply configure your product to find the relevant product code. The range is engineered to be as easy to use as possible and can fit seamlessly into the installation and commissioning stages of a lighting project.

|                    |                       |                                    |     |       |     |         |    |          |   |  |  |
|--------------------|-----------------------|------------------------------------|-----|-------|-----|---------|----|----------|---|--|--|
|                    |                       | Trimless                           |     |       |     |         |    |          |   |  |  |
| <b>BDB04F30MVI</b> | Matt black<br>RAL9017 | White Baffle<br>Double<br>Trimless | 18W | 3000K | 24° | 2 x 850 | 94 | 2 x 3350 |  |  |  |
| <b>BDB04F30NDI</b> | Matt black<br>RAL9017 | White Baffle<br>Double<br>Trimless | 18W | 3000K | 15° | 2 x 850 | 94 | 2 x 7816 |  |  |  |

Energy rating is a reflection of the LED light source.

## WIRING INFORMATION

|                                     |   |
|-------------------------------------|---|
| <b>Cable Required for Connector</b> | 2 x twin & earth (6242Y 3x1.5mm <sup>2</sup> ) or 3-core cable (R02V 3x1.5mm <sup>2</sup> ) |
| <b>Type of Wiring Required</b>      | Parallel  |

## ACCESSORIES

|                  |  |                 |
|------------------|--|-----------------|
| <b>LEDEPI0</b>   | 3hr non-maintained, self-test emergency pack (plug & play) | Sold Separately |
| <b>LEDEPI0DA</b> | Emergency converter, DALI-2 Addressable                    | Sold Separately |