


111lm/W Energy efficient up to 111lm/W

UGR19 UGR19 for low glare

 Quick and easy installation without opening the luminaire

WARRANTY

Warranty 5 years
On-Site Warranty 2 years

FEATURES & BENEFITS

Classic shape luminaire with timeless design
Floating impression when surface mounted
Minimalist pendant is versatile to suit the decor of any room
Wall mounted creates interest
Versatile solution for multiple different applications
Integral emergency option (for wall mount application only)



ASTRA

Classic shape luminaire that can be suspended, surface or wall mounted





FEATURES

IP rating	IP40
IK rating	IK06
CSP Switchable	Single CCT
UGR	UGR<19
Sensor Option	No
Dimmable Option	No
LED Lifetime	L70 50,000h
Colour Rendering Index	CRI>80
Colour Consistency	SDCM5
Emergency Option	Yes, Self-Test

INSTALLATION INFORMATION

Input	220-240V AC
Maximum Ambient Temperature	-20°C - 50°C
Weight	3.8kg
Inrush Current	12A 0.112ms
Construction Material	Aluminium housing, Microprism lens
Electric Class (1, 2, 3)	2
Install Connector Type	Push-fit terminals 0,5 - 1,5mm ²
UK Building Regulations	Part P & L
Mounting Options	Ceiling & suspended
Power Factor	0.95

PHOTOMETRICS @ 25°C

Product code	Finish	Type	W	Colour	Beam	lm	lm/W	EM lm	Energy
ASW451N40	White RAL9003	Standard	18W	4000K	90°	2000	111		
ASW452N40	White RAL9003	Standard	26W	4000K	90°	2600	100		
ASW451N40ES	White RAL9003	Emergency	18W	4000K	90°	2000	111	250	
ASW452N40ES	White RAL9003	Emergency	26W	4000K	90°	2600	100	250	

Energy rating is a reflection of the LED light source.

WIRING INFORMATION

Cable / Flying Lead	0.75-2.5mm ²
Type of Wiring Required	Parallel

ACCESSORIES

ASWSUS2M	Astra Pendant Kit White, 2 metres, 3 core cable	Sold Separately
EMRWMAN	Salvus Route White, Manual Test, Open Corridor Lens	Sold Separately
EMRWST	Salvus Route White, Self Test, Open Corridor Lens	Sold Separately

