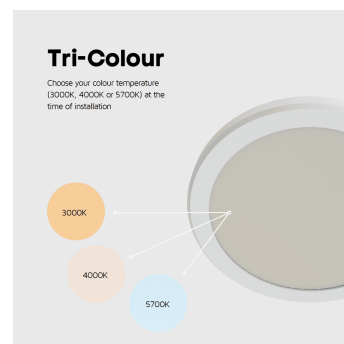
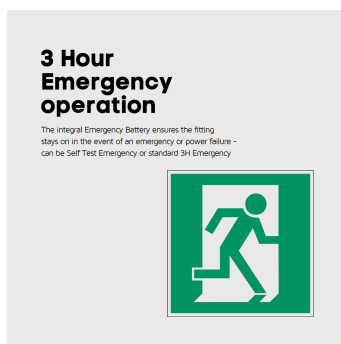


TILBROOK SLIM CIRCULAR TRI-COLOUR 13" IP20 15W/22W/28W EMERGENCY

NET-54-09-04



Features & Benefits

- 3H Emergency function
- Retrofit into any cut-out between Ø65 - Ø254mm with the 2-in-1 surface mount and adjustable recess bracket
- Choose your colour temperature at the flick of a switch (3000K, 4000K or 5700K)
- Tri-Wattage driver allows you to choose between three different power settings (15W/22W/28W)
- Motion Sensor option available
- IP20 rated housing

Key Data

Power	15W/22W/28W
Luminous Flux	1200-2500lm
Colour Temperature	3000K/4000K/5700K
IP Rating	IP20
Dimensions	Ø330 x 25mm
Warranty	3 Years

Compatible Accessories

NET-54-09-08	Silver Bezel for Standard and Emergency Tilbrook Slim Circular
NET-54-09-10	Black Bezel for Standard and Emergency Tilbrook Slim Circular

NET LED Lighting

Buckingham Business Park, 300 Anderson Road,
Swavesey, Cambridge, CB24 4UQ

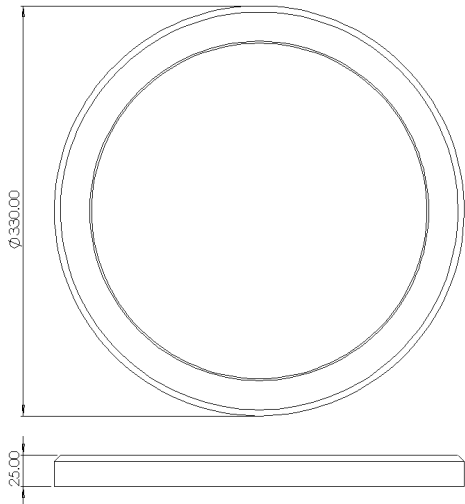
T: 01223 851505 | sales@netled.co.uk | www.netled.co.uk



ORDER BY 6PM
FOR NEXT DAY DELIVERY

Technical Specifications

Input Voltage (AC)	220-240V
Power Factor	>0.9
Luminaire Efficacy	85-95lm/W
LED Type	SMD 2835
No. of LEDs	192
Driver Manufacturer	CR Lighting
Total Circuit Power (w)	15W/22W/28W
Electrical Class	2
Colour Rendering	>80 CRI
Lamp Viewing Angle	110°
Dimmable	No
Operating Temp.	0°C to +45°C
Lifespan LM80	35,000 Hours
UGR Rating	More than 19
Weight	1.1Kg
Manufacturer	CR Lighting
Fire Rating	HB
Hours Maintained	3 Hours
Luminous Flux Factor	16.66%
Recharge Period	24H
Housing Colour	White
Housing Material	PC
Battery Pack	LiFePO4
Diffuser Material	PS
Emergency Kit	1 Year Warranty
Emergency Operation	>3H
Emergency Pack	Foxlux Self Test




Other Options

Description	
NET-54-09-06	Tilbrook Slim Circular Tri-Colour 13" IP20 15W/22W/28W Microwave Sensor

NET LED Lighting
Buckingham Business Park, 300 Anderson Road,
Swavesey, Cambridge, CB24 4UQ


T: 01223 851505 | sales@netled.co.uk | www.netled.co.uk

 **ORDER BY 6PM**
FOR NEXT DAY DELIVERY




2-IN-1 SURFACE MOUNT AND ADJUSTABLE RECESS BRACKET

Retrofit into any cut-out between Ø65 - Ø254mm



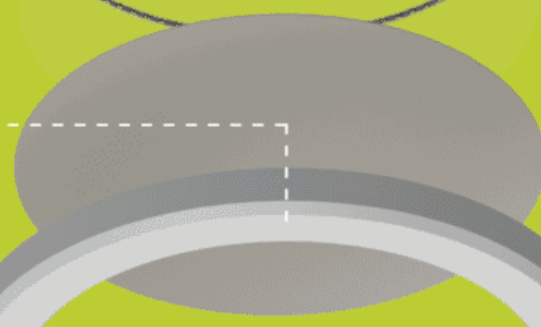
SELECTABLE COLOUR TEMPERATURE

Choose your colour temperature
3000K, 4000K or 5700K




SELECTABLE WATTAGE

Choose your power setting
15W, 22W or 28W



OPTIONAL BEZELS

Choose between black or silver bezels



MOTION SENSOR OPTION AVAILABLE

Ensure your light is only on when movement is detected