
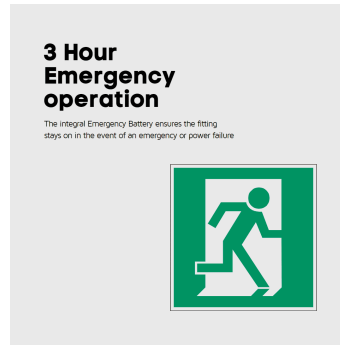


ELY DOME HEAD BOLLARD TRI-COLOUR 22W EMERGENCY

NET-53-14-03



Features & Benefits

- 3H Emergency operation
- Selectable 3000K, 4000K or 6000K colour temperature
- White reflector helps distribute the light evenly and reduce glare
- Weatherproof connector protects the wiring from water and moisture
- IK09 rated housing
- Optional Anchor Mounting Kit available

Key Data

Power	22W
Luminous Flux	2000lm
Colour Temperature	3000K/4000K/6000K
IP Rating	IP65
IK Rating	IK08
Dimensions	Ø160 x 1000mm
Warranty	3 Years

Compatible Accessories

NET-53-14-08	Root J Bolt Mounting Kit
--------------	--------------------------

NET LED Lighting

Buckingham Business Park, 300 Anderson Road,
Swavesey, Cambridge, CB24 4UQ

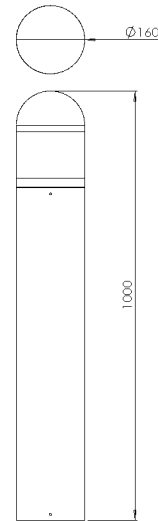
T: 01223 851505 | sales@netled.co.uk | www.netled.co.uk



ORDER BY 6PM
FOR NEXT DAY DELIVERY

Technical Specifications

Input Voltage (AC)	220-240V
Power Factor	>0.90
Luminaire Efficacy	90-100lm/W
LED Manufacturer	Duris
LED Type	SMD 2835
Driver Manufacturer	BOKE
Driver Output Voltage (DC)	28-38V
Total Circuit Power (W)	22W
Electrical Class	1
Colour Rendering	>80 CRI
Lamp Viewing Angle	180°
Dimmable	No
Operating Temp.	-25°C to +40°C
Lifespan LM80	50,000 Hours
Weight	5.5Kg
Manufacturer	Kingsway Lighting Ltd.
Hours Maintained	3H
Photocell Compatible	No
Self Test	No
Housing Colour	Black
Housing Material	Aluminium
Diffuser Material	Acrylic
Emergency Kit	3 Year Warranty
Emergency Operation	>3H



Other Options

Description	
NET-53-14-02	Ely Dome Head Bollard Tri-Colour 22W Standard
NET-53-14-04	Ely Dome Head Bollard Tri-Colour 22W Photocell
NET-53-14-03	Ely Dome Head Bollard Tri-Colour 22W Emergency
NET-53-14-05	Ely Dome Head Bollard Tri-Colour 22W Photocell Emergency

NET LED Lighting

Buckingham Business Park, 300 Anderson Road,
Swavesey, Cambridge, CB24 4UQ



ORDER BY 6PM
FOR NEXT DAY DELIVERY

DOME HEAD OR LOUVRE REFLECTOR AVAILABLE

Choose between diffused, ambient lighting with a Dome Head or directed, controlled lighting with the Louvre Reflector



SELECTABLE COLOUR TEMPERATURE

Choose your colour temperature 3000K, 4000K or 6000K

WHITE REFLECTOR

Help distribute the light evenly and reduce glare

3H EMERGENCY OPERATION

Ensures the fitting comes on in the event of a power failure

Emergency options only

WEATHERPROOF CONNECTOR

Protect your wiring from water and moisture

DUSK TO DAWN FUNCTION

Detects ambient light levels and adjusts the light accordingly

Photocell options only

IK10 RATED HOUSING

Protect your bollard from impact with its durable, aluminium outer sleeve

