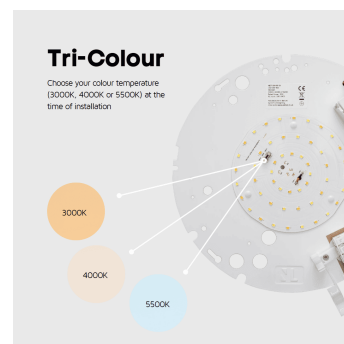



## DUXFORD RETROFIT GEAR TRAY TRI-COLOUR 16W PHOTOCELL

NET-33-06-72



### Features & Benefits

- Dusk to dawn function
- Selectable 3000K, 4000K or 5500K colour temperature
- Multiple mounting points for retro fit into existing housings
- Quick release Gear Trays
- Powder coated
- Motion sensor option available

### Key Data

|                           |                      |
|---------------------------|----------------------|
| <b>Power</b>              | 16W                  |
| <b>Luminous Flux</b>      | 1650lm/1900lm/1650lm |
| <b>Colour Temperature</b> | 3000K/4000K/5500K    |
| <b>Dimensions</b>         | Ø261 x 23.6mm        |
| <b>Warranty</b>           | 3 Years              |

### NET LED Lighting

Buckingway Business Park, 300 Anderson Road,  
Swavesey, Cambridge, CB24 4UQ

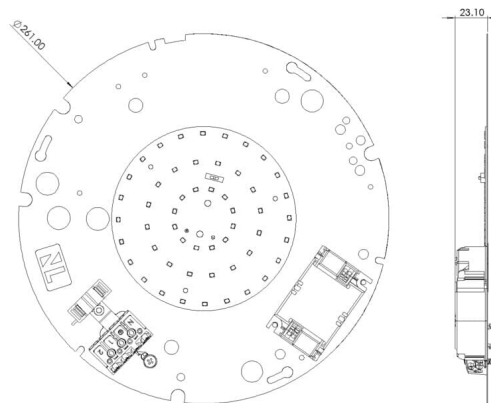
T: 01223 851505 | [sales@netled.co.uk](mailto:sales@netled.co.uk) | [www.netled.co.uk](http://www.netled.co.uk)



**ORDER BY 6PM**  
FOR NEXT DAY DELIVERY

## Technical Specifications

|                            |                  |
|----------------------------|------------------|
| Input Voltage (AC)         | 220-240V         |
| Power Factor               | >0.9             |
| Luminaire Efficacy         | 118lm/W          |
| LED Manufacturer           | Jingrui          |
| LED Type                   | SMD 2835         |
| No. of LEDs                | 52               |
| Driver Manufacturer        | Tridonic         |
| Driver Output Voltage (DC) | 36-42V           |
| Total Circuit Power (W)    | 16W +/- 1.5W     |
| Electrical Class           | 1                |
| Colour Rendering           | >80 CRI          |
| Lamp Viewing Angle         | 115°             |
| Dimmable                   | No               |
| Operating Temp.            | -15°C to +45°C   |
| Lifespan LM80              | 35,000 Hours     |
| UGR Rating                 | More than 19     |
| Weight                     | 0.54Kg           |
| Manufacturer               | NET LED Lighting |
| Lux Levels                 | 5lux - 400lux    |



## Other Options

| Description  |  |
|--------------|--|
| NET-33-06-12 | Duxford Retrofit Gear Tray Tri-Colour 16W Standard                             |
| NET-33-06-32 | Duxford Retrofit Gear Tray Tri-Colour 16W Emergency                            |
| NET-33-06-15 | Duxford Retrofit Gear Tray Tri-Colour 16W Self Test Emergency                  |
| NET-33-06-16 | Duxford Retrofit Gear Tray Tri-Colour 16W Microwave Sensor                     |
| NET-33-06-36 | Duxford Retrofit Gear Tray Tri-Colour 16W Microwave Sensor Emergency           |
| NET-33-06-17 | Duxford Retrofit Gear Tray Tri-Colour 16W Microwave Sensor Self Test Emergency |
| NET-33-06-72 | Duxford Retrofit Gear Tray Tri-Colour 16W Photocell                            |
| NET-33-06-73 | Duxford Retrofit Gear Tray Tri-Colour 16W Photocell Emergency                  |
| NET-33-06-78 | Duxford Retrofit Gear Tray Tri-Colour 16W Photocell Microwave Sensor           |
| NET-33-06-79 | Duxford Retrofit Gear Tray Tri-Colour 16W Photocell Microwave Sensor Emergency |

### NET LED Lighting

Buckingham Business Park, 300 Anderson Road,  
Swavesey, Cambridge, CB24 4UQ



**ORDER BY 6PM**  
FOR NEXT DAY DELIVERY

T: 01223 851505 | [sales@netled.co.uk](mailto:sales@netled.co.uk) | [www.netled.co.uk](http://www.netled.co.uk)

**3K****4K****5.5K**

## PUSH CONNECTOR

Reduce installation time with easy-to-use push fit terminals

## SELECTABLE COLOUR TEMPERATURE

Choose your colour temperature 3000K, 4000K or 5500K

## DUSK TO DAWN FUNCTION

Detects ambient light levels and adjusts the light accordingly

*Photocell options only*

## INTEGRAL MICROWAVE SENSOR

Featuring a 0 or 10% Standby Mode, 2-10m detection range and 5sec to 10min hold time

*Microwave Sensor options only*

## LITHIUM ION BATTERY

Requires little maintenance and has a long lifespan

*Emergency options only*

## MULTIPLE MOUNTING POINTS

Retro fit into existing housings quickly and easily