
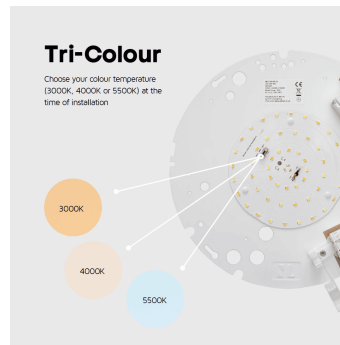


DUXFORD RETROFIT GEAR TRAY TRI-COLOUR 16W STANDARD

NET-33-06-12



Features & Benefits

- Selectable 3000K, 4000K or 5500K colour temperature
- Multiple mounting points for retro fit into existing housings
- Quick release Gear Trays
- Powder coated
- Self Test Emergency option available
- Motion sensor option available

Key Data

Power	16W
Luminous Flux	1650lm/1900lm/1650lm
Colour Temperature	3000K/4000K/5500K
Dimensions	Ø261 x 23.6mm
Warranty	3 Years

NET LED Lighting

Buckingway Business Park, 300 Anderson Road,
Swavesey, Cambridge, CB24 4UQ

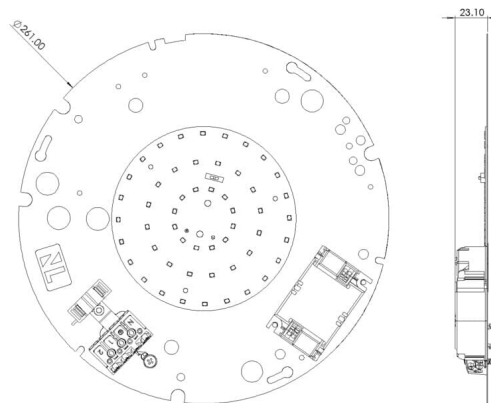
T: 01223 851505 | sales@netled.co.uk | www.netled.co.uk



ORDER BY 6PM
FOR NEXT DAY DELIVERY

Technical Specifications

Input Voltage (AC)	220-240V
Power Factor	>0.9
Luminaire Efficacy	118lm/W
LED Manufacturer	Jingrui
LED Type	SMD 2835
No. of LEDs	52
Driver Manufacturer	Tridonic
Driver Output Voltage (DC)	36-42V
Total Circuit Power (W)	16W +/- 1.5W
Electrical Class	1
Colour Rendering	>80 CRI
Lamp Viewing Angle	115°
Dimmable	No
Operating Temp.	-15°C to +45°C
Lifespan LM80	35,000 Hours
UGR Rating	More than 19
Weight	0.54Kg
Manufacturer	NET LED Lighting



Other Options

Description	
NET-33-06-12	Duxford Retrofit Gear Tray Tri-Colour 16W Standard
NET-33-06-32	Duxford Retrofit Gear Tray Tri-Colour 16W Emergency
NET-33-06-15	Duxford Retrofit Gear Tray Tri-Colour 16W Self Test Emergency
NET-33-06-16	Duxford Retrofit Gear Tray Tri-Colour 16W Microwave Sensor
NET-33-06-36	Duxford Retrofit Gear Tray Tri-Colour 16W Microwave Sensor Emergency
NET-33-06-17	Duxford Retrofit Gear Tray Tri-Colour 16W Microwave Sensor Self Test Emergency
NET-33-06-72	Duxford Retrofit Gear Tray Tri-Colour 16W Photocell
NET-33-06-73	Duxford Retrofit Gear Tray Tri-Colour 16W Photocell Emergency
NET-33-06-78	Duxford Retrofit Gear Tray Tri-Colour 16W Photocell Microwave Sensor
NET-33-06-79	Duxford Retrofit Gear Tray Tri-Colour 16W Photocell Microwave Sensor Emergency

NET LED Lighting

Buckingham Business Park, 300 Anderson Road,
Swavesey, Cambridge, CB24 4UQ



ORDER BY 6PM
FOR NEXT DAY DELIVERY

T: 01223 851505 | sales@netled.co.uk | www.netled.co.uk

3K

4K

5.5K

PUSH CONNECTOR

Reduce installation time with easy-to-use push fit terminals

SELECTABLE COLOUR TEMPERATURE

Choose your colour temperature 3000K, 4000K or 5500K

DUSK TO DAWN FUNCTION

Detects ambient light levels and adjusts the light accordingly

Photocell options only

INTEGRAL MICROWAVE SENSOR

Featuring a 0 or 10% Standby Mode, 2-10m detection range and 5sec to 10min hold time

Microwave Sensor options only

LITHIUM ION BATTERY

Requires little maintenance and has a long lifespan

Emergency options only

MULTIPLE MOUNTING POINTS

Retro fit into existing housings quickly and easily