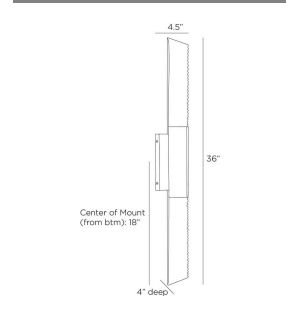




FRANCISCO SCONCE



DWI21  
 Burnt Iron  
 H: 36 IN  
 W: 4.5 IN  
 D: 4 IN



Contemporary mirrored architecture gets a literal edge with our burnt iron scone. Brutalist-inspired sawtooth details are juxtaposed with a V-shaped grooved opening that allows light to highlight its blue-hued finish. Can be staged horizontally and vertically. Certified for damp locations and intended for interior use. Finish will vary.