

**1G TOGGLE /
INTERMEDIATE 3-
WAY / CROSS /**

ACTION: INTERMEDIATE TOGGLE ITEM

GROUP



KNURL: CROSS

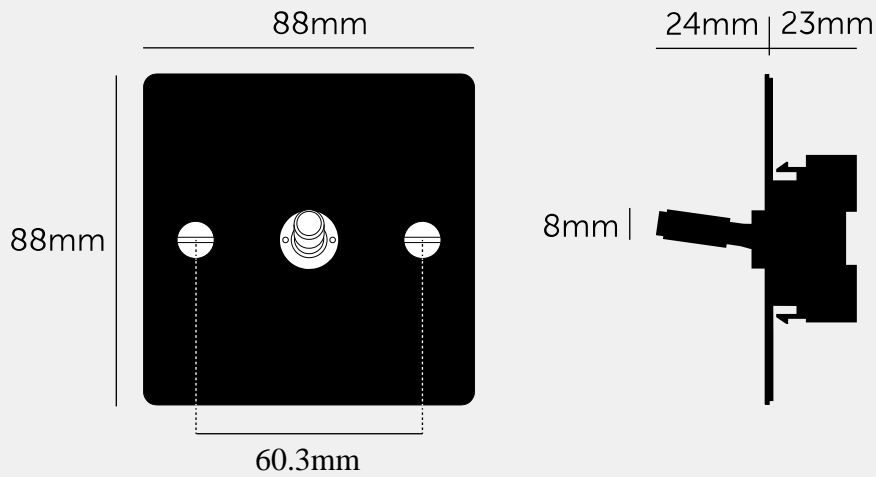
RANGE: DIMMER / TOGGLE WALL PLATE

A 1G intermediate toggle switch made from solid metal with a black finish. It features a brushed solid metal plate, toggle module and a detail kit with our signature cross-knurled toggle arm, solid metal toggle nut and coin screws.

This switch is part of our Custom + Sockets collection, which can be customised in the years to come functionally and aesthetically. Simply switch out the modules, or change the look with one of our detail kits. This piece is delivered with its components in separate boxes.

See tech spec for more information and, if in doubt, always consult a licensed electrician.





SPECIFICATIONS

Solid metal switch plate with 1x intermediate toggle module, in our signature black finish

Module: GZTM-013292
 Style: On/Off Intermediate Toggle Switch
 Switching: 3-way
 220-250VAC / 10AX / 50Hz
 Certification: BS EN 60669

For use with standard 1-way, 2-way and 3-way wiring accessories.
 Not compatible with retractive switches and Buster + Punch multipoint dimmers.

Not suitable for motors, fans or any other type of large inductive load.
 Make sure to consider the inrush current load on the circuit when specifying this module (10AX max.).

Compatible with UK standard 1G electricity back boxes (60.3mm screw spacing). See dimensions of chosen module for required backbox depth. Box must be flush mounted.

INCLUDED

1 x 1G Wall Plate for 1x toggle
 1 x 3-Way Toggle Module
 1 x Toggle Detail Kit
 1 x Plate Detail Kit
 2 x 25mm Electricity Screws
 2 x 50mm Electricity Screws

PLEASE NOTE

DISCLAIMER: Always consult a trade professional when installing this product. Buster + Punch is not responsible for the usage or feasibility of installation requirements. This product is not suitable for damp or wet environments.

FINISH & SKU NUMBERS

sku	finish	size
GTK-025161	● black	1G
GTK-025166	black / brass	1G
GTK-025167	black / steel	1G

CARE INSTRUCTIONS

Wipe with a dry lint free cloth with no loose hairs, avoid using any chemicals. Please note that finishes may age naturally with time and regular use.