



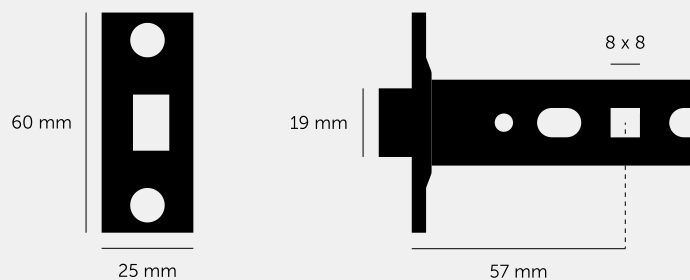
TUBULAR LATCH / DOOR HANDLE / 57MM

ACTION: LATCH

RANGE: LATCHES

Tubular latches, designed to work in conjunction with our door lever handles. A sprung latch ensures a consistent feel every time you open the door. Works great on all internal doors. Latches come with strike plates and face plates machined in solid metal.





SPECIFICATIONS

A single-direction, 57mm backset heavily sprung tubular latch, designed for use with our door handle sets. Designed for use with UK (centre distance 38mm) specific door handles. Suitable for interior doors only.

INCLUDED

1 x 57mm tubular latch
1 x face plate in matching finish
1 x strike plate in matching finish
1 x plastic dust box
6 x Woodscrews (2 spares) in matching finish

FINISH & SKU NUMBERS

sku:	finish:	size:
GLL-021163	● black	57MM
GLL-051160	● brass	57MM
GLL-071161	● steel	57MM

CARE INSTRUCTIONS

Wipe with damp cloth with no loose hairs, avoid using any chemicals. All finishes are prone to aging.

PLEASE NOTE

DISCLAIMER: Always consult a trade professional when installing these door handles. Buster + Punch is not responsible for the usage or feasibility of installation requirements. This product is not suitable for damp or wet environments.