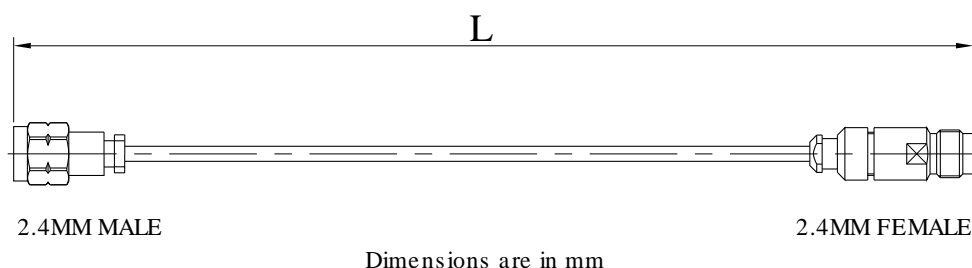


P/N: FRU2-24M24F-XXX

2.4mm Male to 2.4mm Female Cable Assembly | 3506 Series Low Loss Phase Stable Flexible Coax Cable | Cable Dia.2.2mm | DC - 50GHz




Connectors Configuration

	Connector 1	Connector 2
Connector Series	2.4mm	2.4mm
Connector Polarity	Standard	Standard
Connector Gender	Male	Female
Connector Impedance (Ohm)	50	50
Connector Body Style	Straight	Straight
Connector Body Material	Stainless Steel	Stainless Steel
Connector Body Plating	Passivated	Passivated

Cable Configuration

Cable Type	GT3506
Cable Impedance (Ohm)	50
Inner Conductor Material	Silver Plated Copper Wire
Dielectric Material	LD-PTFE
Number of Shields	2
Shield Layer 1 Material	Silver Plated Copper Tape
Shield Layer 2 Material	Silver Plated Copper Braid
Jacket Material	FEP
Cable Diameter (mm)	2.2
Cable Color	Grey
Minimum Bend Radius (mm)	11
Capacitance (pF/m)	94
Velocity of Propagation	82%
Shielding Effectiveness	> -100dB @ 1GHz



P/N: FRU2-24M24F-XXX

2.4mm Male to 2.4mm Female Cable Assembly | 3506 Series Low Loss Phase Stable Flexible Coax Cable | Cable Dia.2.2mm | DC - 50GHz

Electrical Data

Electrical Specifications for Different Length				
Length (mm)	Length Tolerance (mm)	Frequency	VSWR / Return Loss	Insertion Loss \leq (dB)
100	± 3	DC - 50GHz	1.35 to 50GHz	1.15 to 50GHz
200	± 3			1.45 to 50GHz
300	± 5			2.1 to 50GHz
500	± 5			3.32 to 50GHz
800	± 10			5.0 to 50GHz
1000	± 10			5.78 to 50GHz
1500	± 15			8.53 to 50GHz
2000	± 20			10.94 to 50GHz

Enviromental Specifications

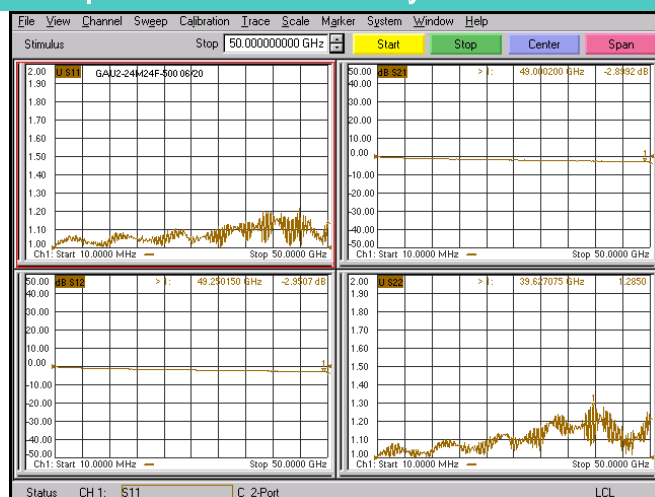
RoHS Compliant

Yes

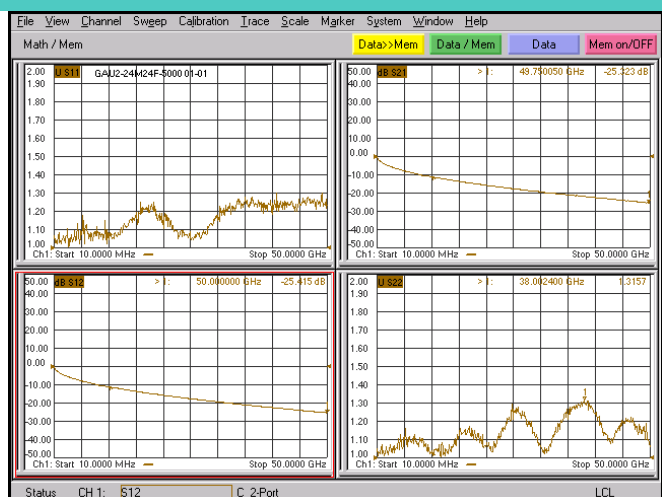
Operating Temperature Range

-55 °C to +125 °C

Test Report for Cable assembly



*Note: Test Cable Assembly Length = 500 mm



*Note: Test Cable Assembly Length = 5000 mm