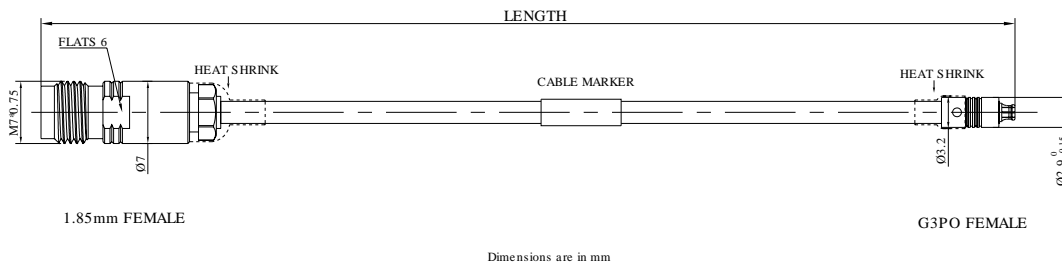


P/N: GAU2-185FG3PF-XXX

1.85mm Female to G3PO(SMPS) Female Cable Assembly | 3506 Series Low Loss Phase Stable Flexible Coax Cable | DC - 67GHz




Connectors Configuration

	Connector 1	Connector 2
Connector Series	1.85mm	G3PO(SMPS)
Connector Polarity	Standard	Standard
Connector Gender	Female	Female
Connector Impedance (Ohm)	50	50
Connector Body Style	Straight	Straight
Connector Body Material	Stainless Steel	Beryllium Copper
Connector Body Plating	Passivated	Gold

Cable Configuration

Cable Type	GT3506 flexible cable
Cable Impedance (Ohm)	50
Inner Conductor Material	Silver Plated Copper Wire
Dielectric Material	LD-PTFE
Number of Shields	2
Shield Layer 1 Material	Silver Plated Copper Tape
Shield Layer 2 Material	Silver Plated Copper Braid
Jacket Material	FEP
Cable Diameter (mm)	2.2
Cable Color	Gray
Minimum Bend Radius (mm)	11
Capacitance (pF/m)	94
Velocity of Propagation	82%
Shielding Effectiveness	< -100dB @ 1GHz



P/N: GAU2-185FG3PF-XXX

1.85mm Female to G3PO(SMPS) Female Cable Assembly | 3506 Series Low Loss Phase Stable Flexible Coax Cable | DC - 67GHz

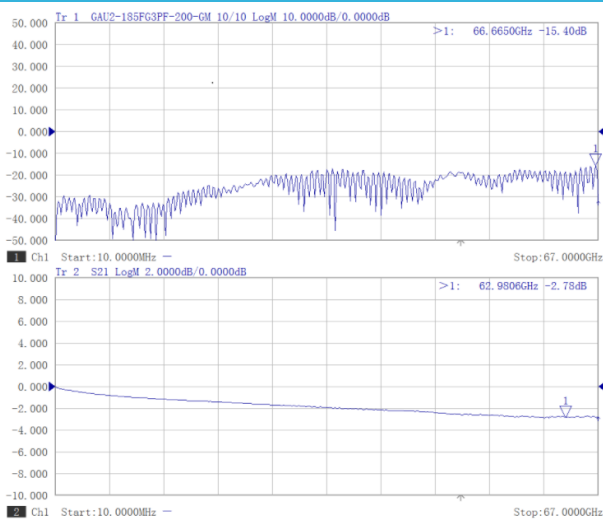
Electrical Data

Electrical Specifications for Different Length				
Length (mm)	Length Tolerance (mm)	Frequency	VSWR / Return Loss	Insertion Loss ≤ (dB)
100	±3	DC - 67GHz	10dB to 67GHz	1.42 to 67GHz
200	±3			2.01 to 67GHz
300	±5			2.7 to 67GHz
500	±5			3.79 to 67GHz
800	±10			5.60 to 67GHz
1000	±10			6.76 to 67GHz
1500	±15			9.73 to 67GHz
2000	±20			12.5 to 67GHz

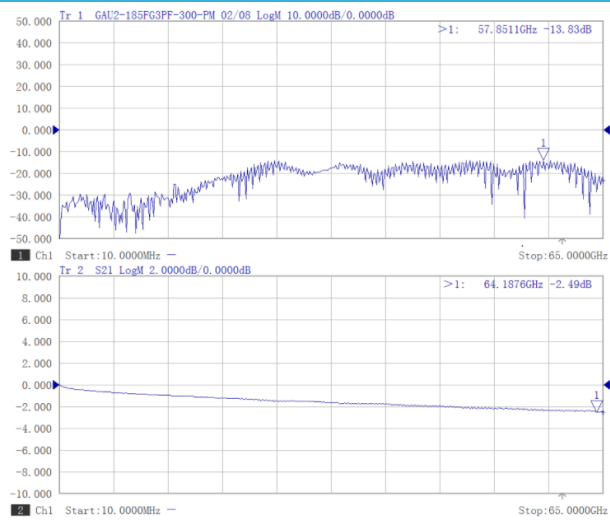
Environmental Specifications

RoHS Compliant
 Yes
 Operating Temperature Range
 -55 °C to +125 °C

Test Report for Cable assembly



*Note: Test Cable Assembly Length = 200 mm



*Note: Test Cable Assembly Length = 300 mm