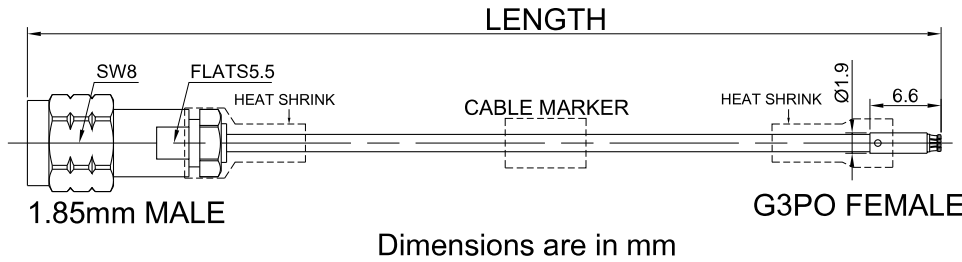


P/N: FRU12-185MG3PF-XXX

1.85mm Male to G3PO(SMPS) Female Cable Assembly | .047" U12 Series Low Loss Phase Stable Flexible Coax Cable | DC - 67GHz

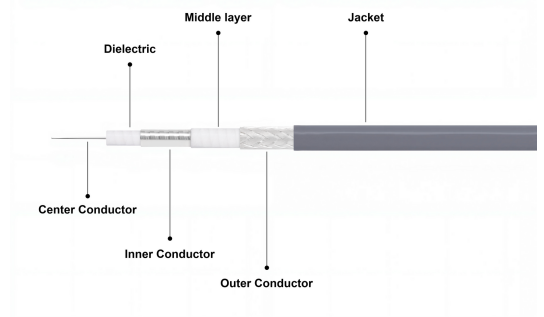


Connectors Configuration

	Connector 1	Connector 2
Connector Series	1.85mm	G3PO(SMPS)
Connector Polarity	Standard	Standard
Connector Gender	Male	Female
Connector Impedance (Ohm)	50	50
Connector Body Style	Straight	Straight
Connector Body Material	Stainless Steel	Beryllium Copper
Connector Body Plating	Passivated	Gold

Cable Configuration

Cable Type	U12-110G Series
Cable Impedance (Ohm)	50
Inner Conductor Material	Silver Plated Copper Wire
Dielectric Material	ePTFE
Number of Shields	2
Shield Layer 1 Material	Silver Plated Copper Braid
Middle layer	ePTFE
Shield Layer 2 Material	Silver Plated Copper Braid
Jacket Material	FEP
Cable Diameter (mm)	1.85
Cable Color	Gray
Minimum Bend Radius (mm)	10
Capacitance (pF/m)	86
Velocity of Propagation	80%
Shielding Effectiveness	> 90dB @ 1GHz



Electrical Data

Electrical Specifications for Different Length			
Length (mm)	Length Tolerance (mm)	Frequency	VSWR / Return Loss
100	±3	DC - 67GHz	10dB to 67GHz
150	±3		
200	±3		
250	±3		
300	±5		
400	±5		
500	±5		
800	±10		
1000	±10		

Environmental Specifications

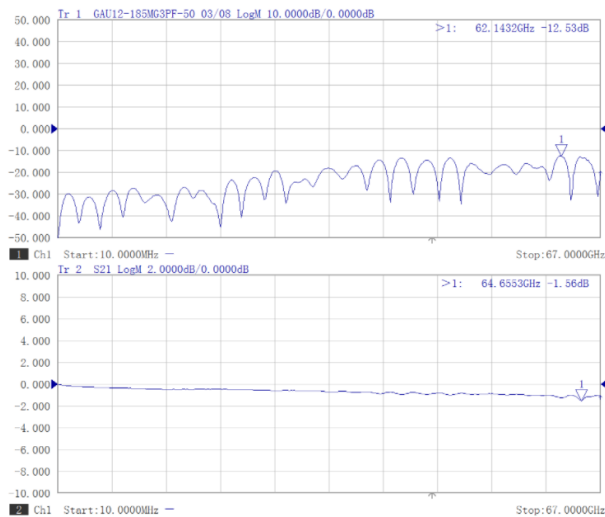
RoHS Compliant

Yes

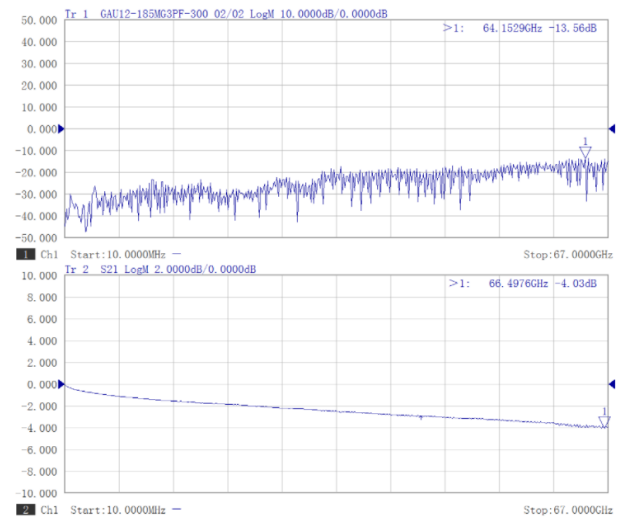
Operating Temperature Range

-55 °C to +125 °C

Test Report for Cable assembly



*Note: Test Cable Assembly Length = 50 mm



*Note: Test Cable Assembly Length = 300 mm

Revision History

Version	Description	Prepared By	Approved By	Date
V1.0	Initial release	Grimm	Hebe	2024-01-01