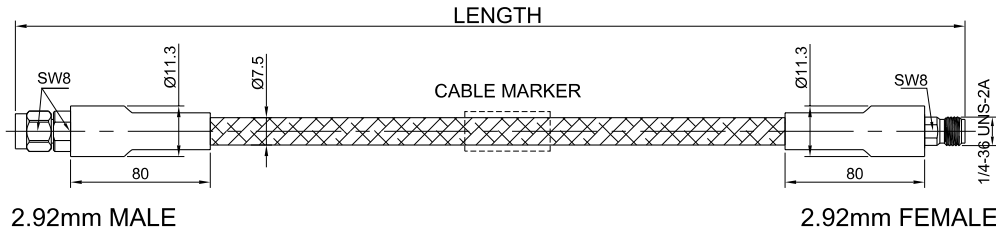


P/N: FRU1-292M292F-XXXA3

2.92mm Male to 2.92mm Female Cable Assembly | 147A Series Low Loss Phase Stable Flexible Coax Cable | With Armor | DC - 40GHz | 2.8dB/m@40GHz



Dimensions are in mm



Connectors Configuration

	Connector 1	Connector 2
Connector Series	2.92mm	2.92mm
Connector Polarity	Standard	Standard
Connector Gender	Male	Female
Connector Impedance (Ohm)	50	50
Connector Body Style	Straight	Straight
Connector Body Material	Stainless Steel	Stainless Steel
Connector Body Plating	Passivated	Passivated

Cable Configuration

Cable Type	GT147A
Cable Impedance (Ohm)	50
Inner Conductor Material	Silver Plated Copper Wire
Dielectric Material	LD-PTFE
Number of Shields	2
Shield Layer 1 Material	Silver Plated Copper Tape
Shield Layer 2 Material	Silver Plated Copper Braid
Jacket Material	FEP
Cable Diameter (mm)	3.73
Armor Type	Stainless Steel Wire Covered By Tin Plated Copper Wire And Nomex Braid
Armored Diameter (mm)	7.5mm
Cable Color	Purple with black
Minimum Bend Radius (mm)	25.4mm
Capacitance (pF/m)	86
Velocity of Propagation	77%
Shielding Effectiveness	> 100dB @ 1GHz



Electrical Data

Electrical Specifications for Different Length				
Length (mm)	Length Tolerance (mm)	Frequency	VSWR / Return Loss	Insertion Loss \leq (dB)
500	± 5	DC - 40GHz	1.35 to 40GHz	1.99 to 40GHz
600	± 5			2.29 to 40GHz
700	± 5			2.59 to 40GHz
800	± 10			2.87 to 40GHz
900	± 10			3.15 to 40GHz
1000	± 10			3.41 to 40GHz
1500	± 15			4.82 to 40GHz
2000	± 20			6.23 to 40GHz
3000	± 30			9.06 to 40GHz
5000	± 50			14.66 to 40GHz

Environmental Specifications

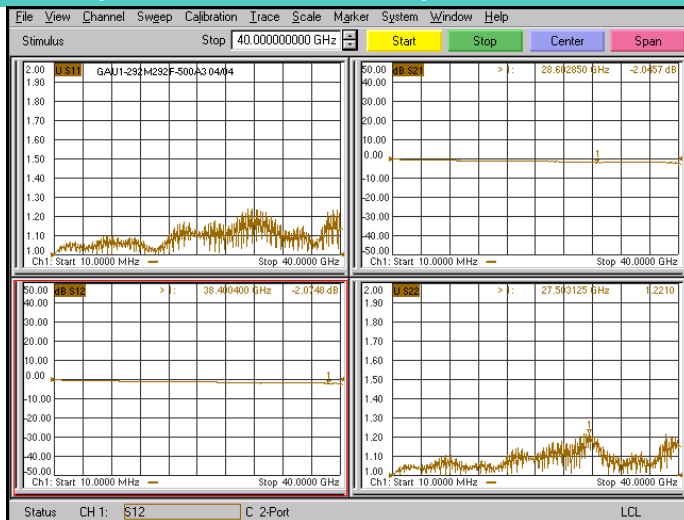
RoHS Compliant

Yes

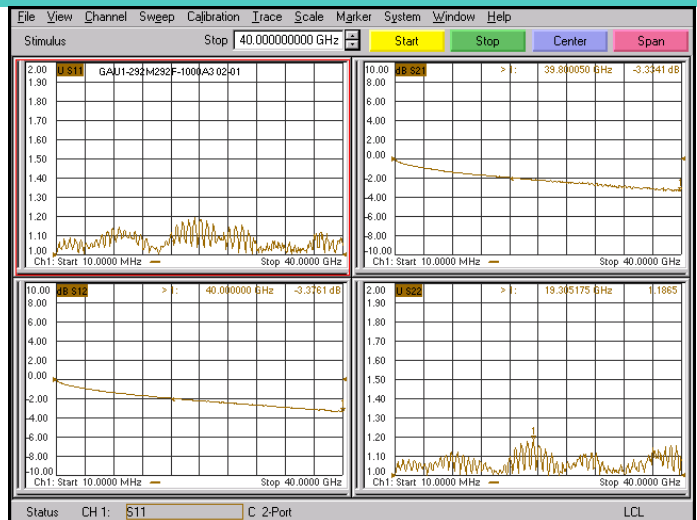
Operating Temperature Range

-55°C to +125°C

Test Report for Cable assembly



*Note: Test Cable Assembly Length = 500 mm



*Note: Test Cable Assembly Length = 1000 mm

Revision History

Version	Description	Prepared By	Approved By	Date