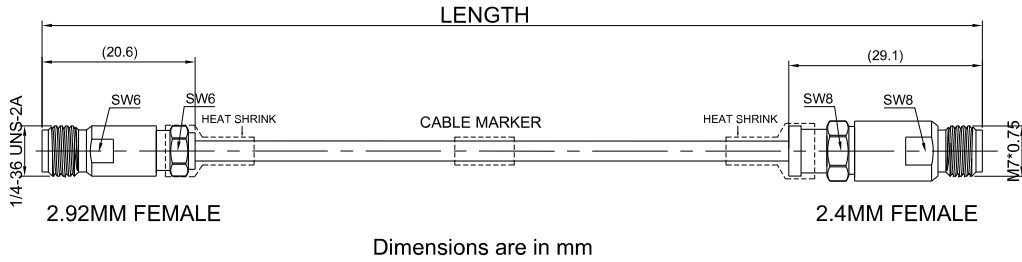


P/N: GAU1-292F24F-XXX

2.92mm Female to 2.4mm Female Cable Assembly | 147A Series Low Loss Phase Stable Flexible Coax Cable | DC - 40GHz | 2.8dB/m@40GHz




Connectors Configuration

	Connector 1	Connector 2
Connector Series	2.92mm	2.4mm
Connector Polarity	Standard	Standard
Connector Gender	Female	Female
Connector Impedance (Ohm)	50	50
Connector Body Style	Straight	Straight
Connector Body Material	Stainless Steel	Stainless Steel
Connector Body Plating	Passivated	Passivated

Cable Configuration

Cable Type	GT147A
Cable Impedance (Ohm)	50
Inner Conductor Material	Silver Plated Copper Wire
Dielectric Material	LD-PTFE
Number of Shields	2
Shield Layer 1 Material	Silver Plated Copper Tape
Shield Layer 2 Material	Silver Plated Copper Braid
Jacket Material	FEP
Cable Diameter (mm)	3.73
Cable Color	Turquoise
Minimum Bend Radius (mm)	18
Capacitance (pF/m)	86
Velocity of Propagation	77%
Shielding Effectiveness	> 100dB @ 1GHz



P/N: GAU1-292F24F-XXX

2.92mm Female to 2.4mm Female Cable Assembly | 147A Series Low Loss Phase Stable Flexible Coax Cable | DC - 40GHz | 2.8dB/m@40GHz

Electrical Data

Electrical Specifications for Different Length				
Length (mm)	Length Tolerance (mm)	Frequency	VSWR / Return Loss	Insertion Loss ≤ (dB)
500	±5	DC - 40GHz	1.35 to 40GHz	1.99 to 40GHz
600	±5			2.29 to 40GHz
700	±5			2.59 to 40GHz
800	±10			2.87 to 40GHz
900	±10			3.15 to 40GHz
1000	±10			3.41 to 40GHz
1500	±15			4.82 to 40GHz
2000	±20			6.23 to 40GHz
3000	±30			9.06 to 40GHz
5000	±50			14.66 to 40GHz

Environmental Specifications

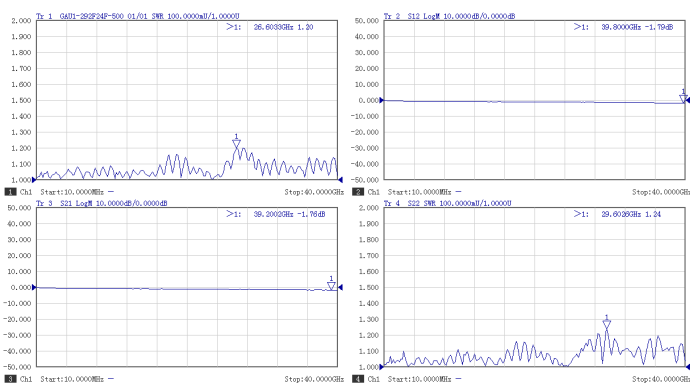
RoHS Compliant

Yes

Operating Temperature Range

-55°C to +125°C

Test Report for Cable assembly



*Note: Test Cable Assembly Length = 500 mm