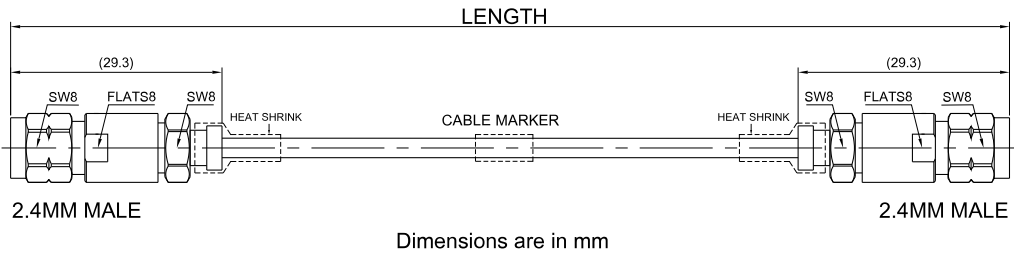


P/N: GAU1-24M24M-XXX

**2.4mm Male to 2.4mm Male Cable Assembly | 147A Series Low Loss Phase Stable Flexible Coax Cable | DC - 40GHz | 2.8dB/m@40GHz**




**Connectors Configuration**

	Connector 1	Connector 2
Connector Series	2.4mm	2.4mm
Connector Polarity	Standard	Standard
Connector Gender	Male	Male
Connector Impedance (Ohm)	50	50
Connector Body Style	Straight	Straight
Connector Body Material	Stainless Steel	Stainless Steel
Connector Body Plating	Passivated	Passivated

**Cable Configuration**

Cable Type	GT147A
Cable Impedance (Ohm)	50
Inner Conductor Material	Silver Plated Copper Wire
Dielectric Material	LD-PTFE
Number of Shields	2
Shield Layer 1 Material	Silver Plated Copper Tape
Shield Layer 2 Material	Silver Plated Copper Braid
Jacket Material	FEP
Cable Diameter (mm)	3.73
Cable Color	Turquoise
Minimum Bend Radius (mm)	18
Capacitance (pF/m)	86
Velocity of Propagation	77%
Shielding Effectiveness	> 100dB @ 1GHz



P/N: GAU1-24M24M-XXX

2.4mm Male to 2.4mm Male Cable Assembly | 147A Series Low Loss Phase Stable Flexible Coax Cable | DC - 40GHz | 2.8dB/m@40GHz

**Electrical Data**

Electrical Specifications for Different Length				
Length (mm)	Length Tolerance (mm)	Frequency	VSWR / Return Loss	Insertion Loss ≤ (dB)
500	±5	DC - 40GHz	1.35 to 40GHz	1.99 to 40GHz
600	±5			2.29 to 40GHz
700	±5			2.59 to 40GHz
800	±10			2.87 to 40GHz
900	±10			3.15 to 40GHz
1000	±10			3.41 to 40GHz
1500	±15			4.82 to 40GHz
2000	±20			6.23 to 40GHz
3000	±30			9.06 to 40GHz
5000	±50			14.66 to 40GHz

**Environmental Specifications**

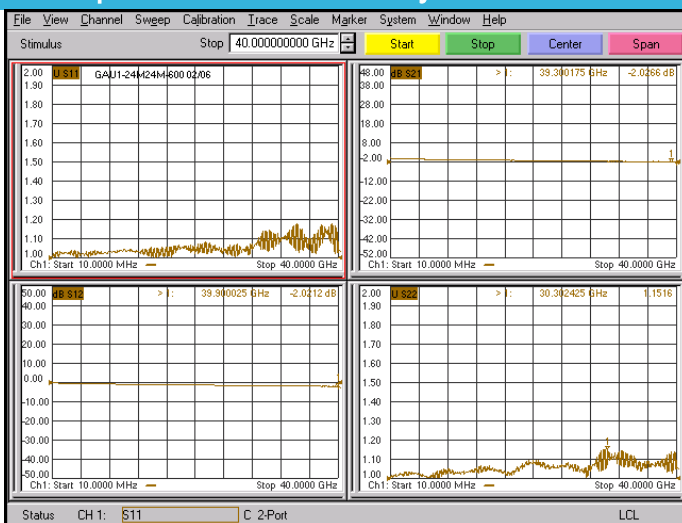
RoHS Compliant

Yes

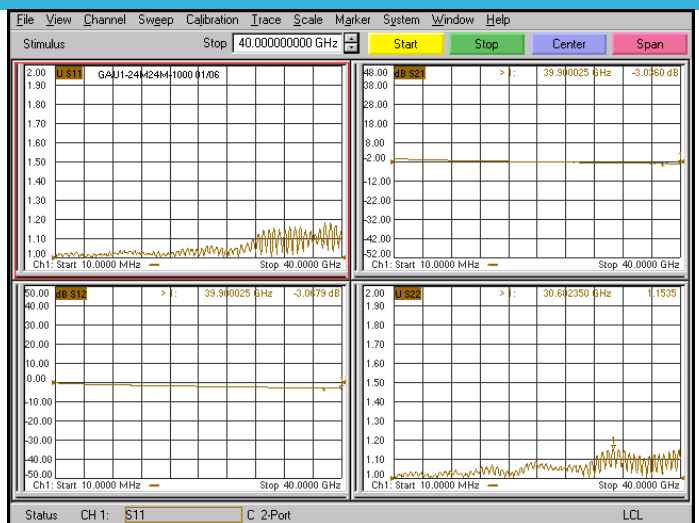
Operating Temperature Range

-55°C to +125°C

**Test Report for Cable assembly**



\*Note: Test Cable Assembly Length = 600 mm



\*Note: Test Cable Assembly Length = 1000 mm