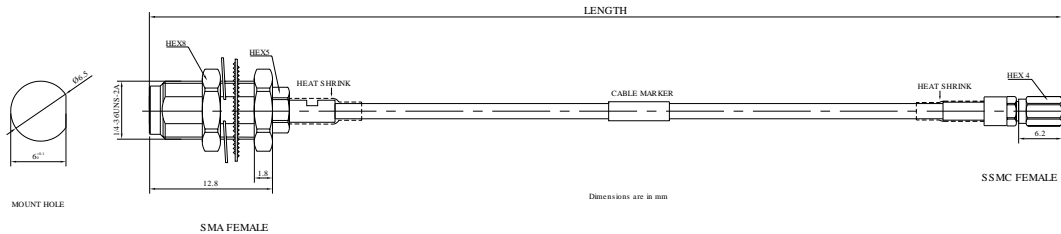


P/N: GAR8-SMYFSSMCF-XXX

SMA Bulkhead Female to SSMC Female Cable Assembly | RG178 Flexible Coax Cable | DC - 3GHz




Connectors Configuration

	Connector 1	Connector 2
Connector Series	SMA	SSMC
Connector Polarity	Standard	Standard
Connector Gender	Female	Female
Connector Impedance (Ohm)	50	50
Connector Mount Method	Bulkhead	None
Connector Body Style	Straight	Straight
Connector Body Material	Brass	Brass
Connector Body Plating	Gold	Gold

Cable Configuration

Cable Type	RG178
Cable Impedance (Ohm)	50
Inner Conductor Material	Copper Clad Steel, Silver, 7 Strands
Dielectric Material	PTFE
Number of Shields	1
Shield Layer 1 Material	Silver Plated Copper Braid
Jacket Material	FEP
Cable Diameter (mm)	1.83
Cable Color	tan
Minimum Bend Radius (mm)	10.16
Capacitance (pF/m)	96.5
Velocity of Propagation	70%
Shielding Effectiveness	>-70dB@1GHz



P/N: GAR8-SMYFSSMCF-XXX

SMA Bulkhead Female to SSMC Female Cable Assembly | RG178 Flexible Coax Cable | DC - 3GHz

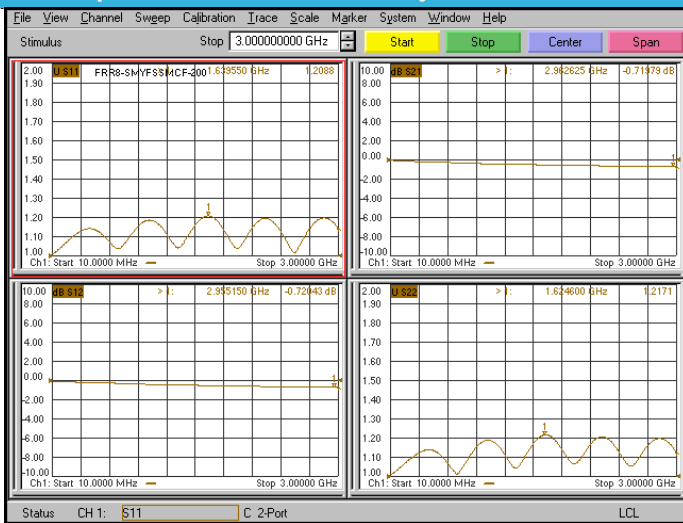
Electrical Data

Electrical Specifications for Different Length				
Length (mm)	Length Tolerance (mm)	Frequency	VSWR / Return Loss	Insertion Loss ≤ (dB)
500	±5	DC - 6GHz	1.30 to 3GHz	1.75 to 3GHz
800	±10			2.44 to 3GHz
1000	±10			2.95 to 3GHz
1500	±15			4.15 to 3GHz
2000	±20			5.35 to 3GHz
3000	±30			7.65 to 3GHz
5000	±50			12.25 to 3GHz

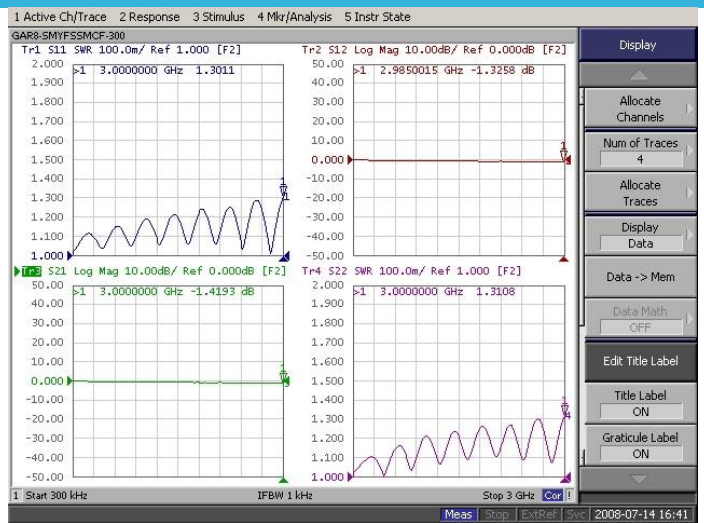
Environmental Specifications

RoHS Compliant
Yes
Operating Temperature Range
-40 °C to +80 °C

Test Report for Cable assembly



*Note: Test Cable Assembly Length = 200 mm



*Note: Test Cable Assembly Length = 300 mm