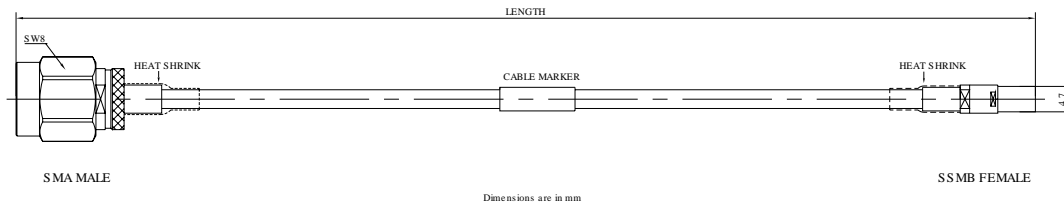


P/N: GAR8-SMMSSMBF-XXX

SMA Male to SSMB Female Cable Assembly | RG178 Flexible Coax Cable | DC - 3GHz




Connectors Configuration

| | Connector 1 | Connector 2 |
|---------------------------|-------------|-------------|
| Connector Series | SMA | SSMB |
| Connector Polarity | Standard | Standard |
| Connector Gender | Male | Female |
| Connector Impedance (Ohm) | 50 | 50 |
| Connector Body Style | Straight | Straight |
| Connector Body Material | Brass | Brass |
| Connector Body Plating | Gold | Gold |

Cable Configuration

| | |
|--------------------------|--------------------------------------|
| Cable Type | RG178 |
| Cable Impedance (Ohm) | 50 |
| Inner Conductor Material | Copper Clad Steel, Silver, 7 Strands |
| Dielectric Material | PTFE |
| Number of Shields | 1 |
| Shield Layer 1 Material | Silver Plated Copper Braid |
| Jacket Material | FEP |
| Cable Diameter (mm) | 1.83 |
| Cable Color | tan |
| Minimum Bend Radius (mm) | 10.16 |
| Capacitance (pF/m) | 96.5 |
| Velocity of Propagation | 70% |
| Shielding Effectiveness | >-70dB@1GHz |



P/N: GAR8-SMMSSMBF-XXX

SMA Male to SSMB Female Cable Assembly | RG178 Flexible Coax Cable | DC - 3GHz

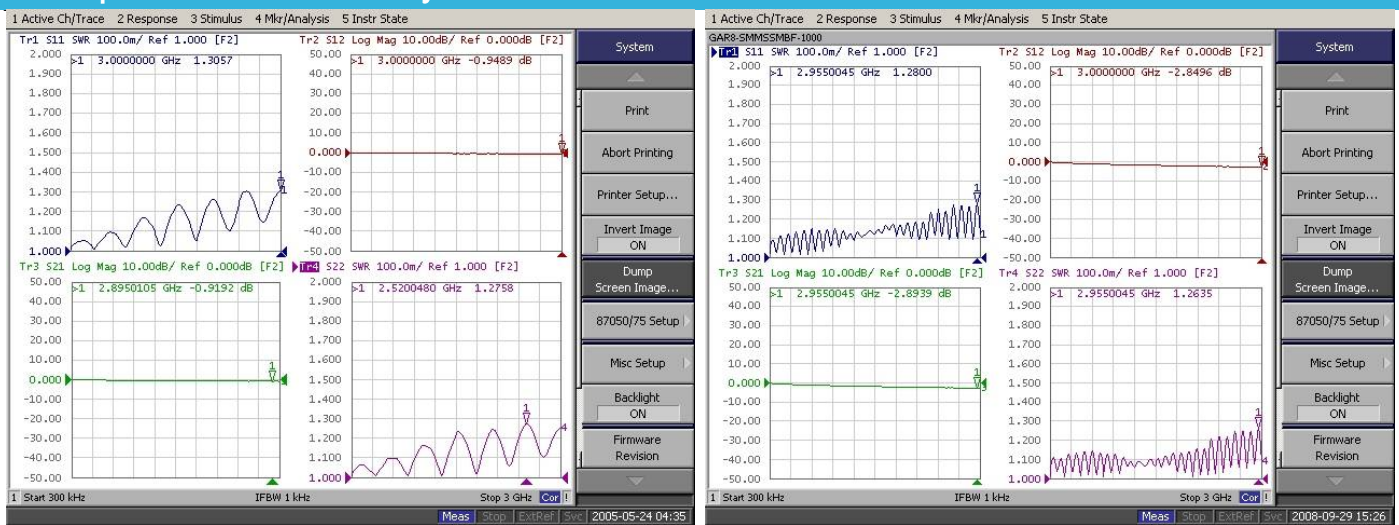
Electrical Data

| Electrical Specifications for Different Length | | | | |
|--|-----------------------|-----------|--------------------|-----------------------|
| Length (mm) | Length Tolerance (mm) | Frequency | VSWR / Return Loss | Insertion Loss ≤ (dB) |
| 500 | ±5 | DC - 6GHz | 1.30 to 3GHz | 1.75 to 3GHz |
| 800 | ±10 | | | 2.44 to 3GHz |
| 1000 | ±10 | | | 2.95 to 3GHz |
| 1500 | ±15 | | | 4.15 to 3GHz |
| 2000 | ±20 | | | 5.35 to 3GHz |
| 3000 | ±30 | | | 7.65 to 3GHz |
| 5000 | ±50 | | | 12.25 to 3GHz |

Environmental Specifications

RoHS Compliant
Yes
Operating Temperature Range
-40 °C to +80 °C

Test Report for Cable assembly



*Note: Test Cable Assembly Length = 230 mm

*Note: Test Cable Assembly Length = 1000 mm