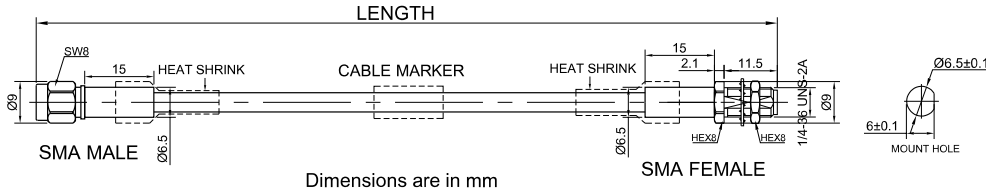


P/N: GAR1P-SMMSMYF-XXX

SMA Male to SMA Bulkhead Female Cable Assembly | RG142-PVC Flexible Coax Cable | DC-6GHz




### Connectors Configuration

|                           | Connector 1 | Connector 2 |
|---------------------------|-------------|-------------|
| Connector Series          | SMA         | SMA         |
| Connector Polarity        | Standard    | Standard    |
| Connector Gender          | Male        | Female      |
| Connector Impedance (Ohm) | 50          | 50          |
| Connector Mount Method    | None        | Bulkhead    |
| Connector Body Style      | Straight    | Straight    |
| Connector Body Material   | Brass       | Brass       |
| Connector Body Plating    | Tri-Metal   | Gold        |

### Cable Configuration

|                          |                            |
|--------------------------|----------------------------|
| Cable Type               | RG142-PVC Flexible Cable   |
| Cable Impedance (Ohm)    | 50                         |
| Inner Conductor Material | Silver Plated Copper       |
| Dielectric Material      | PTFE                       |
| Shield Layer 1 Material  | silver plated copper braid |
| Shield Layer 2 Material  | silver plated copper braid |
| Jacket Material          | PVC                        |
| Cable Diameter (mm)      | 5.25±0.1                   |
| Cable Color              | Blue                       |
| Minimum Bend Radius (mm) | 25                         |
| Capacitance (pF/m)       | 96.45                      |
| Velocity of Propagation  | 70%                        |
| Shielding Effectiveness  | < -80dB @ 1GHz             |



P/N: GAR1P-SMMSMYF-XXX

SMA Male to SMA Bulkhead Female Cable Assembly | RG142-PVC Flexible Coax Cable | DC-6GHz

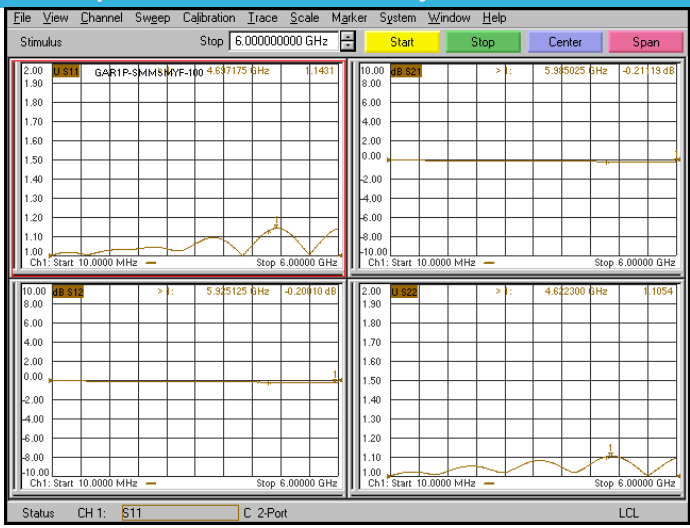
**Electrical Data**

| Electrical Specifications for Different Length |                       |           |                    |                       |
|--|-----------------------|-----------|--------------------|-----------------------|
| Length (mm)                                    | Length Tolerance (mm) | Frequency | VSWR / Return Loss | Insertion Loss ≤ (dB) |
| 100  | ±3                    | DC - 6GHz | 1.25               | 0.62                  |
| 200  | ±3                    |           |                    | 0.75                  |
| 500  | ±5                    |           |                    | 1.14                  |
| 1000   | ±10                   |           |                    | 1.79                  |
| 2000   | ±20                   |           |                    | 3.09                  |
| 3000   | ±30                   |           |                    | 4.39                  |

**Environmental Specifications**

RoHS Compliant  
 Yes  
 Operating Temperature Range  
 -20°C to +70°C

**Test Report for Cable assembly**



\*Note: Test Cable Assembly Length = 100 mm